




DEPARTMENT OF THE NAVY
NAVAL UNDERSEA WARFARE CENTER
DIVISION NEWPORT
OFFICE OF COUNSEL (PATENTS)
1176 HOWELL STREET
BUILDING 112T, CODE 000C
NEWPORT, RHODE ISLAND 02841-1708



PHONE: 401 832-4736
DSN: 432-4736

FAX: 401 832-1231
DSN: 432-1231

Attorney Docket No. 83879
Date: 1 August 2005

The below identified patent application is available for licensing. Requests for information should be addressed to:

PATENT COUNSEL
NAVAL UNDERSEA WARFARE CENTER
1176 HOWELL ST.
CODE 000C, BLDG. 112T
NEWPORT, RI 02841

Serial Number 11/121,711
Filing Date 05 May 2005
Inventors Charles J. Patrissi
Eric G. Dow
Maria M. Medeiros

DISTRIBUTION STATEMENT A
Approved for Public Release
Distribution Unlimited

If you have any questions please contact Jean-Paul A. Nasser, Associate Patent Counsel, at 401-832-5293.

20050811 048

A HYBRID ELECTROCHEMICAL ENERGY SOURCE

TO ALL WHOM IT MAY CONCERN

BE IT KNOWN THAT (1) CHARLES J. PATRISSI, (2) ERIC G. DOW, and (3) MARIA G. MEDEIROS, employees of the United States Government, citizens of the United States of America, and residents respectively of (1) Newport, County of Newport, State of Rhode Island, (2) Barrington, County of Bristol, State of Rhode Island, and (3) Bristol, County of Bristol, State of Rhode Island, have invented certain new and useful improvements entitled as set forth above of which the following is a specification:

JEAN-PAUL A. NASSER, Esq.
Reg. No. 53372

2

3 A HYBRID ELECTROCHEMICAL ENERGY SOURCE

4

5 STATEMENT OF GOVERNMENT INTEREST

6 The invention described herein may be manufactured and used
7 by or for the Government of the United States of America for
8 governmental purposes without the payment of any royalties
9 thereon or therefore.

10

11 CROSS REFERENCE TO OTHER RELATED APPLICATIONS

12 Not applicable.

13

14 BACKGROUND OF THE INVENTION

15 (1) Field of the Invention

16 The present invention relates to electrochemical energy
17 sources, and more specifically to a hybrid electrochemical
18 energy source that combines a lithium/water battery with a
19 hydrogen/oxygen powered fuel cell.

20 (2) Description of the Prior Art

21 There continues to be a need for energy sources with a high
22 energy density. In particular, there is a need for high energy
23 density energy sources that can power unmanned undersea
24 vehicles. Such energy sources when used to power such vehicles

1 are required to have an energy density greater than 600 Wh kg^{-1} .
2 They also need to have long endurance and quiet operation.
3 Additionally, they must be relatively inexpensive,
4 environmentally friendly, safe to operate, reusable, capable of
5 a long shelf life and not prone to spontaneous chemical or
6 electrochemical discharge.

7 The zinc silver oxide (Zn/AgO) electrochemical couple has
8 served as a benchmark energy source for undersea applications.
9 Because of its low energy density, however, it is not suitable
10 for unmanned undersea vehicles whose energy density requirements
11 are seven times those of the Zn/AgO electrochemical couple.

12 In an effort to fabricate power sources for unmanned
13 undersea vehicle with increased energy density (over zinc-based
14 power sources), research has been directed towards aqueous
15 lithium-based power sources. Lithium water and lithium silver
16 oxide batteries have demonstrated high lithium coulombic
17 efficiencies at high discharge rates. A low discharge rate
18 lithium water battery has been engineered having high lithium
19 efficiency during extended periods of operation (i.e. at least
20 one year of continuous operation). Much of the development of
21 both high discharge rate and low discharge rate aqueous lithium
22 batteries focused on optimizing the coulombic efficiency of the
23 lithium anode by reducing the corrosion rate. To accomplish
24 this, a specific electrolyte composition must be developed for

1 each set of operating parameters, such as power, energy density
2 and cell temperature.

3 The electrochemical and corrosion reactions during battery
4 operation of lithium anode batteries, such as the lithium water
5 battery, produce hydrogen (H_2 in gaseous state). Normally the
6 hydrogen gas is vented as an unwanted byproduct. Venting
7 hydrogen gas, however, creates unwanted noise in unmanned
8 undersea vehicles. What is needed is an energy source that
9 utilizes the hydrogen byproduct and by doing so increases the
10 coulombic efficiency of the lithium anode battery and eliminates
11 the noise associated with venting the hydrogen, resulting in a
12 quiet operation energy source with high energy density.

13 14 SUMMARY OF THE INVENTION

15 It is a general purpose and objective of the present
16 invention to establish an electrochemical energy source for use
17 in an underwater environment that utilizes the hydrogen
18 byproduct of a lithium anode battery, such as the lithium water
19 battery, and by doing so increases the coulombic efficiency of
20 the lithium anode battery and eliminates the noise associated
21 with venting the hydrogen, resulting in a quiet operation energy
22 source with high energy density.

23 This objective is accomplished by combining a lithium water
24 battery with a proton exchange membrane fuel cell. The reaction

1 between the lithium and water in the battery will generate
2 electrical energy and hydrogen (H₂) gas. The hydrogen gas will
3 then be collected and used as the fuel component for the proton
4 exchange membrane fuel cell. The resulting hybrid
5 electrochemical energy source has a low current density, long
6 endurance, and a higher energy density for the entire system
7 over the sum of its individual components.

8

9

BRIEF DESCRIPTION OF THE DRAWINGS

10 A more complete understanding of the invention and many of
11 the attendant advantages thereto will be readily appreciated as
12 the same becomes better understood by reference to the following
13 detailed description when considered in conjunction with the
14 accompanying drawings wherein:

15 FIG. 1 is a block diagram of the apparatus hybrid
16 electrochemical energy source;

17

18

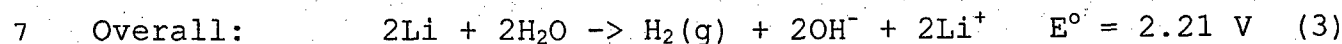
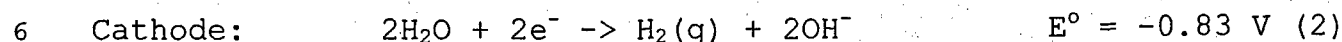
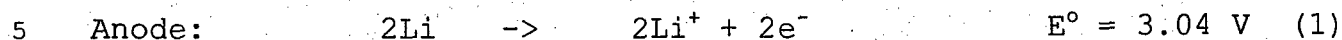
DESCRIPTION OF THE PREFERRED EMBODIMENT

19 A hybrid power source is defined as "... combinations of
20 multiple energy storage and conversion technologies into an
21 integrated power system that provides optimal energy efficiency
22 and appropriate operating parameters over a broad range of power
23 levels." Referring now to FIG. 1 there is illustrated a diagram
24 of the hybrid electrochemical energy source 10 composed of a

1 lithium water battery 12 and a proton exchange membrane fuel
2 cell 14. The battery 12 is joined to an electrolyte reservoir
3 18. In alternate embodiments, the reservoir 18 could actually
4 be the seawater surrounding an underwater vehicle containing the
5 present invention. In the preferred embodiment, the reservoir
6 contains an aqueous solution composed of potassium hydroxide
7 (KOH), methanol and lithium hydroxide (LiOH). The battery 12 is
8 also joined to a water reservoir 22 that can replenish the water
9 as it is consumed via reaction with lithium. In the preferred
10 embodiment, sensors 24 and control equipment 26 such as pumps
11 are used to maintain the proper water level during operation.
12 The battery 12 has a gas transfer means that accumulates and
13 feeds the hydrogen gas byproduct to the fuel cell 14. In the
14 preferred embodiment, a hose 16a is connected to the battery 12.
15 The hydrogen gas vents through the hose to an accumulation tank
16 16 that collects the hydrogen gas until it is needed by the fuel
17 cell 14. Another hose, 16b, is connected from the accumulation
18 tank 16 to the fuel cell 14 to feed the hydrogen gas to the fuel
19 cell 14. A regulator 28 in the fuel cell 14 maintains hydrogen
20 gas pressure. In the preferred embodiment, the fuel cell 14
21 will also require oxygen as a fuel component. An oxygen source
22 20 is therefore attached to the fuel cell to feed it oxygen. In
23 the preferred embodiment the oxygen source 20 is an oxygen
24 containing species such as hydrogen peroxide (H_2O_2), however it

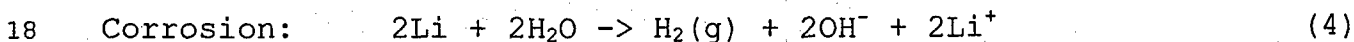
1 is not limited as such and could also be pressurized oxygen gas
2 (O₂).

3 The electrochemical reactions in the lithium water battery
4 12 are shown in Equations 1-3:



8 During the electrochemical production of electricity, the
9 battery produces hydrogen gas (H₂) as shown in equation (3).

10 Lithium water batteries are designed for long duration
11 applications at low power. In a preferred embodiment, the
12 lithium water battery 12 delivers a specific energy of 1800 to
13 2400 Wh per kg of lithium. The lithium water battery 12 uses an
14 aqueous electrolyte 18 composed of potassium hydroxide (KOH),
15 methanol and lithium hydroxide (LiOH) as illustrated in FIG. 1.
16 The electrolyte 18 minimizes the corrosion reaction between the
17 lithium and the water as illustrated in Equation 4 below:



19 Since both corrosion and the production of electrochemical
20 energy produce the hydroxide ion (OH⁻) and hydrogen gas, it is
21 critical to the battery performance to control the electrolyte
22 concentration of the hydroxide ion and thereby minimize
23 corrosion. Hydrogen gas and the hydroxide ion are produced in a
24 1:1 molar ratio. So, the increase in the hydroxide ion in the

1 lithium water battery 12 can be determined by measuring hydrogen
2 gas with a mass flow meter 30. To keep the hydroxide ion within
3 normal limits for the current density expected, two valves 32a,
4 32b, and a pump 34 would be required. A determination of
5 hydroxide ion concentration in real time would be based on the
6 starting concentration plus the amount produced by corrosion and
7 electricity. To lower the hydroxide ion concentration, the two
8 valves 32a and 32b would open and the control equipment 26 would
9 add water while the pump 34 forces out lithium hydroxide into a
10 holding tank 36. Pumping duration would control the amount of
11 water necessary to reduce the hydroxide ion to the required
12 concentration range. Simple calculations (i.e. converting
13 hydrogen to hydroxide ion concentration) and pump control could
14 be performed with the UUV onboard computer (not shown).

15 Although corrosion of the lithium does produce hydrogen, it
16 is undesirable because it consumes lithium and produces no
17 electrochemical energy, thereby reducing the overall coulombic
18 efficiency of the energy source.

19 In the preferred embodiment, the fuel cell 14 is designed
20 to deliver from 1 kW to 1 MW powered by hydrogen (H_2) and oxygen
21 (O_2) regulated at 30 psig. The fuel cell 14 is capable of
22 functioning at low temperatures, which is necessary for
23 underwater vehicle applications. The fuel cell 14 is designed
24 to work simultaneously with the battery 12 or independently.

1 Before use, the lithium water battery is stored dry (under
2 argon). Therefore, it contains nothing that is reactive towards
3 lithium so it can be transported and stored using procedures
4 normally used in the art by the producers of lithium and lithium
5 batteries.

6 The advantages of the present invention over the prior art
7 are the increase in energy density and the increase in quiet
8 operation. Generating electricity from excess hydrogen produced
9 by the lithium water battery significantly increases the
10 specific capacity of the lithium anode. Hydrogen gas is
11 generated when lithium reacts with water electrochemically and
12 parasitically as expressed above. Since hydrogen production is
13 inevitable, the practical specific capacity of the hybrid
14 electrochemical energy source is two times higher than a lithium
15 water battery alone. Consuming the hydrogen gas rather than
16 venting it eliminates the noise involved with the venting
17 process allowing much quieter operation of the energy source for
18 use in underwater vehicles where stealth is required. This
19 invention is environmentally friendly in that the present
20 invention is intended for use in underwater vehicles and must
21 remain neutrally buoyant therefore there is no discharge of it's
22 contents into the surrounding seawater. The hybrid electrical
23 energy source of this invention has a low current density, long

1 endurance, and a higher energy density for the entire system
2 over the sum of its individual components.

3 Obviously many modifications and variations of the present
4 invention may become apparent in light of the above teachings.
5 For example the exact composition of the electrolyte will be a
6 function of the specific operating requirements of the power
7 source, such as power, temperature, and energy density. In
8 addition, it is likely that compounds other than those specified
9 above will be used to minimize lithium corrosion and increase
10 the energy density of the hybrid electrochemical energy source.

11 In light of the above, it is therefore understood that
12 within the scope of the appended claims, the invention may be
13 practiced otherwise than as specifically described.

1 Attorney Docket No. 83879

2

3

A HYBRID ELECTROCHEMICAL ENERGY SOURCE

4

5

ABSTRACT OF THE DISCLOSURE

6

7

A hybrid electrochemical energy source that combines a

8

lithium/water battery with a hydrogen/oxygen powered fuel cell.

9

The reaction between lithium and water in the battery generates

10

electricity and hydrogen. Rather than vent the hydrogen and

11

discard it, the generated hydrogen is collected and then used as

12

fuel for the hydrogen/oxygen fuel cell, resulting in a quiet

13

operation energy source with high energy density.

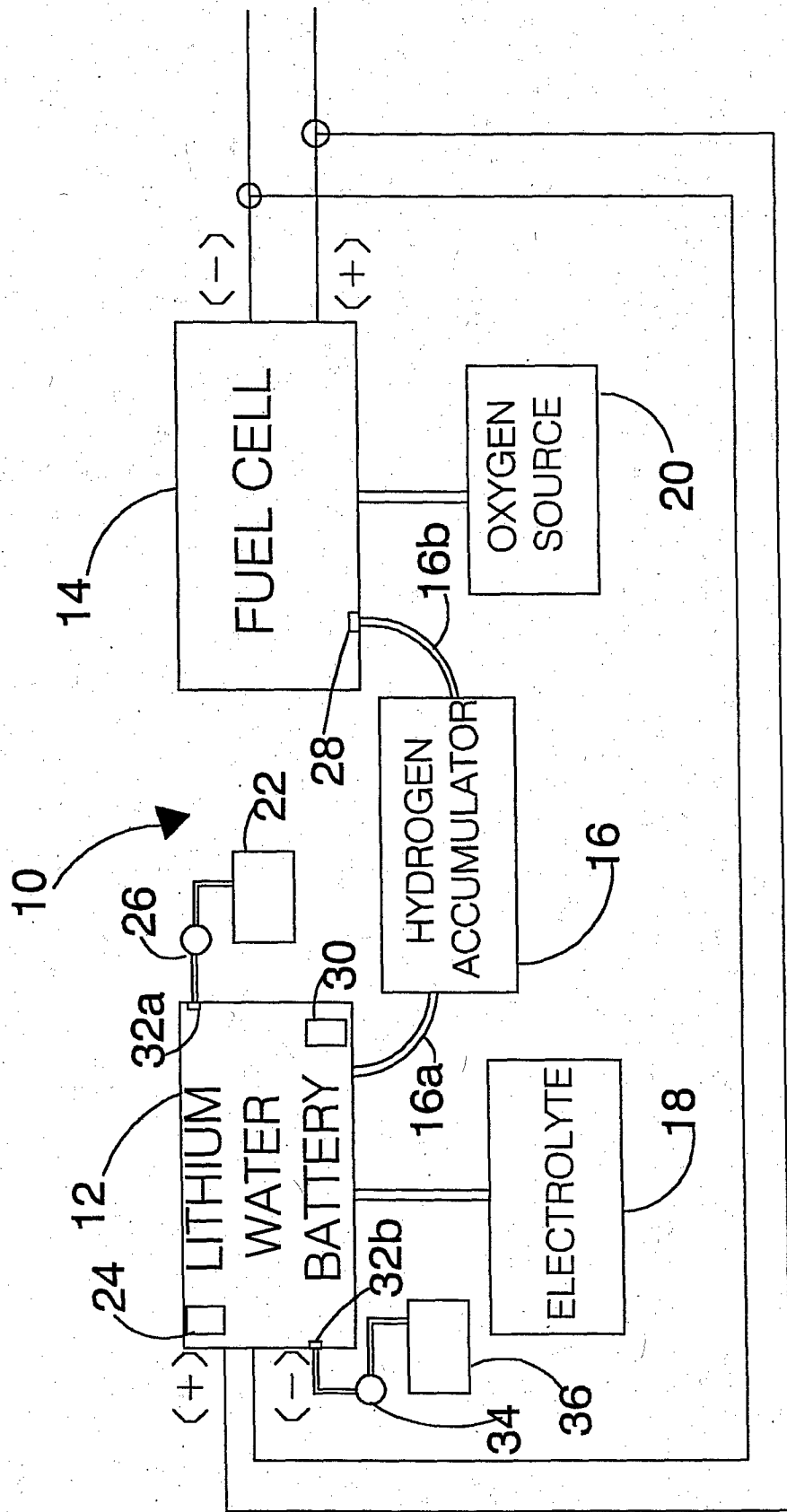


FIG. 1