

UNCLASSIFIED

AD NUMBER

ADC006187

CLASSIFICATION CHANGES

TO: unclassified

FROM: secret

LIMITATION CHANGES

TO:
Approved for public release, distribution
unlimited

FROM:

AUTHORITY

DTRA ltr., 26 Mar 1999; Same

THIS PAGE IS UNCLASSIFIED

SR-226096

Copy 1
SECRET

①

Copy No. 160

8093


AD-C006187

LONG-LIVED COBALT ISOTOPES OBSERVED IN FALLOUT
FROM THE NAVAJO DETONATION OF OPERATION REDWING

Research and Development Technical Report USNRDL-TR-215
NS 081-001

26 March 1958

by



P.O. Strom
J.L. Mackin
D. MacDonald
P.E. Zigman



U.S. NAVAL RADIOLOGICAL DEFENSE LABORATORY

SAN FRANCISCO CALIFORNIA

RESTRICTED DATA
ATOMIC ENERGY ACT -- 1954

CAUTION

THIS DOCUMENT CONTAINS INFORMATION AFFECTING THE NATIONAL DEFENSE OF THE U. S. WITHIN THE MEANING OF THE ESPIONAGE LAWS, TITLE 18, U.S.C., SECTIONS 793 AND 794. THE TRANSMISSION OR REVELATION OF WHICH IN ANY MANNER TO AN UNAUTHORIZED PERSON IS PROHIBITED BY LAW.

DDC CONTROL
NO 6093

SECRET

No restrictions other than security

0017136

S7508517 (2)

SECURITY

Reproduction of this document in any form by other than activities of the Department of Defense is not authorized unless specifically approved by the Secretary of the Navy or the Chief of Naval Operations as appropriate.

Extracts may be made from this document by activities of the Department of Defense when necessary for promulgation of information on defense against atomic warfare agents, or when necessary for inclusion in documents of the same or higher classification. Such extracts shall be classified, safeguarded and accounted for as set forth in the U. S. Navy Security Manual for Classified Matter.

SECRET

This document consists of 11 sheets.
This is copy 160 of 185 copies.

RESTRICTED DATA
ATOMIC ENERGY ACT 1954

**LONG-LIVED COBALT ISOTOPES OBSERVED IN FALLOUT
FROM THE NAVAJO DETONATION OF OPERATION REDWING**

**Research and Development Technical Report USNRDL-TR-215
NS 081-001**

26 March 1958

by

P. O. Strom
J. L. Mackin
D. MacDonald
P. E. Zigman


Effects of Atomic Weapons

Technical Objective
AW-7

Analytical and Standards Branch
P. E. Zigman, Head

EXCLUDED FROM AUTOMATIC
REGRADING; DOD DIRECTIVE 200.10
DOES NOT APPLY

Chemical Technology Division
E. R. Tompkins, Head



Scientific Director
P. C. Tompkins

Commanding Officer and Director
Captain J. H. McQuilkin, USN

U. S. NAVAL RADIOLOGICAL DEFENSE LABORATORY
San Francisco 24, California

DDC CONTROL
NO. 60791

0017136

RESTRICTED DATA
Atomic Energy Act - 1954

S7508517 01

SECRET
S7 0017 01

S E C R E T

ABSTRACT

Analyses of three samples of fallout from the Navajo detonation of Operation REDWING revealed the presence of the induced radioisotopes Co⁵⁷, Co⁵⁸ and Co⁶⁰. The amounts of these radioisotopes present in the samples would not constitute an internal hazard compared to the amounts of Sr⁹⁰ present in the samples. However, the Co⁵⁷, Co⁵⁸ and Co⁶⁰ values obtained indicate that these isotopes would contribute appreciably to the external gamma radiation from fallout fields represented by the samples. The product/fission ratios of the individual nuclides were obtained.

S E C R E T

NONTECHNICAL SUMMARY

The Problem

It is possible for radioactivity to be induced in environmental materials by radiation from a nuclear detonation. If such formation occurs to an appreciable extent, the radioisotopes thus created could be in the fallout resulting from the detonation and would increase the radiological hazard beyond that which would derive from the fission products of the weapon itself.

Evidence was found that cobalt-60 had been induced during nuclear weapon test detonations. As this radioisotope is long-lived and emits gamma radiation of appreciable energy and therefore could be significant in fallout hazards, a search was made, in fallout samples, for cobalt radioisotopes produced during Operation REDWING, Shot Navajo, and quantitative measurements were made of those found.

Findings

Three induced radioisotopes of cobalt were found, Co⁵⁷, Co⁵⁸ and Co⁶⁰. Compared to the strontium-90 also found, these radioisotopes would not constitute an internal hazard if the fallout were to be inhaled or ingested. However, they would contribute significantly to the external hazard from the gamma radiation emitted by fallout fields represented by the samples.

S E C R E T

ADMINISTRATIVE INFORMATION

The work reported herein was sponsored by the Bureau of Ships of the Navy under Technical Objective AW-7, NS 081-001 as Program 25; Problem 1 during Fiscal Year 1958. This work is described in this Laboratory's Proposed Technical Program for Fiscal Year 1958 dated May 1957.

iv

0017136

RESTRICTED DATA
Atomic Energy Act - 1954

S E C R E T

S E C R E T

REPORT OF INVESTIGATION

INTRODUCTION

It has been assumed generally that the long-term radiological hazards due to fallout from a nuclear detonation depend primarily upon the long-lived fission products. However, other radioactive products which are not derived from fission reactions may be present in fallout and contribute to the hazard. These latter products would be created by neutron activation of elements in the immediate vicinity of the detonation. The presence of one such product, Co^{60} , has been indicated by analyses of fallout material* and of biological specimens recovered from fallout areas.¹

The present investigation, carried out to determine the amounts of Co^{60} in fallout samples from the Navajo detonation of the 1956 test series, revealed the existence of two additional cobalt nuclides, Co^{57} and Co^{58} . The amounts of these nuclides were determined. To permit assessment of the relative internal hazards from the cobalt isotopes, determinations of Sr^{90} were made on the same samples. From these data the cobalt-60, -58, -57/strontium-90 ratios were derived. Since all three cobalt isotopes emit gamma radiation, they would also contribute to an external hazard. This was estimated by summing the photon energy release per unit time from the observed amounts of radiocobalt and comparing it with similar values calculated for the associated fission products.

The total number of fission events represented by each sample was determined. Product-to-fission ratios for the radiocobalt isotopes in each sample were computed.

* Private communication, D. Sam of this laboratory.

S E C R E T

EXPERIMENTAL

Radiochemical analyses were carried out on three samples of fallout which had been collected in large trays at approximately 25 miles NNW of ground zero (sample designated YAG-39-35 Na) and at about 6 miles SE of ground zero (samples designated YFNB-13E-59 Na and YFNB-13E-60 Na).

The total number of fissions in each sample was determined by counting gross fission-product activity with a special low-geometry gamma scintillation counter. The counter was previously calibrated, by radiochemical methods, in terms of counts per minute per fission as a function of time.^{2,3}

After the fission evaluations, the material composing each sample was removed from the collector trays and was brought into solution by successive treatment with fuming HNO_3 , HClO_4 and HF . Each sample was then taken to a volume of 100 ml with 6N HCl . Aliquots were removed from the solutions for cobalt and strontium analyses.

The strontium analyses were carried out through modification of an existing method.⁴ Step-wise, the procedure was as follows:

1. A 25-ml aliquot of the original solution was placed in a 50-ml centrifuge tube and reduced to 5 ml by heating.
2. Five hundred λ of carrier-free Sr^{85} were added for yield determination.
3. Two ml of strontium carrier (~ 6.00 mg Sr^{++} /ml) were added. Following this, 30 ml of fuming HNO_3 were added, the cone was placed in an ice bath for several minutes, and the aliquot was stirred, removed and centrifuged.
4. The supernatant was decanted and the precipitate dissolved in 10 ml of water. Ten drops of Fe^{+++} solution (~ 10 mg Fe^{+++} /ml) were added and the solution was heated to boiling. Iron was precipitated with carbonate-free NH_4OH and the solution was centrifuged. The time of separation of Y from Sr was noted, and the supernatant was transferred to a clean centrifuge cone.
5. After addition of 2 ml of conc NH_4OH to the clear supernatant, the solution was heated to boiling and 5 ml of saturated $(\text{NH}_4)_2\text{C}_2\text{O}_4$ solution was added drop-wise with stirring. The resulting precipitate was filtered onto a No. 42 Whatman filter paper, washed three times with 5 ml of water, three times with 5 ml of ethanol and three times with 5 ml of ether.

S E C R E T

6. The precipitate was dried in an oven at 100°C for 20 min, cooled and weighed as $\text{SrC}_2\text{O}_4 \cdot \text{H}_2\text{O}$. It was then placed on a thick brass planchet and beta counted.
7. Following beta counting, the sample was transferred to a test tube. The filter paper was wet-ashed and the Sr brought into solution with 1 ml of water.

Prior to final solution of the separated Sr (Step 7), the growth of Y^{90} was followed. These measurements were used to compute the amount of Sr^{90} at time of separation (Step 4). After application of the usual corrections, the number of Sr^{90} atoms present at zero time was determined, using a half-life value of 27.7 ± 0.4 years.⁵

The amount of Sr^{85} present in the final solution was measured with a gamma ray spectrometer. This value was compared to the amount of Sr^{85} added and the yield derived.

Analyses for cobalt were carried out through modification of a published method.⁴ Since Mn^{54} was known to be present, manganese carrier was added.⁶ Step-wise, the analytical procedure was as follows:

1. Two ml of standardized cobalt carrier (~ 10 μg Co/ml) and 1 ml of Mn carrier (~ 10 mg Mn/ml) were added to a 25-ml aliquot of original solution.
2. The solution was heated to dryness and 0.5 ml conc HCl and 3 ml of water were added.
3. One ml of 5M NH_4Cl solution was added. The resulting solution was made alkaline with 15M NH_4OH and 10 drops excess NH_4OH added. After this the solution was centrifuged and the precipitate discarded.
4. The supernatant was saturated with H_2S and then centrifuged. Two drops of 15M NH_4OH were added and H_2S was passed through the supernatant. After this the supernatant was discarded and the precipitate was washed with 3 ml of water.
5. Three ml of a solution of equal parts of saturated Na_2SO_4 and 2M NaHSO_4 , by volume, were added. The resulting solution was stirred for 2 min, and then centrifuged. The supernatant was discarded and the precipitate was washed with 3 ml of water.
6. One-half ml of conc HCl, 1 drop of H_2O_2 and heat were used to bring the precipitate into solution. Two ml of glacial acetic acid were added and the solution diluted to 25 ml with water.

S E C R E T

7. Six ml of 3M acetic acid saturated with KNO_2 were added and the mixture was cooled in an ice bath for ten min. The solution was centrifuged, the supernatant removed and the precipitate washed with 30 ml of 1.5M acetic acid and 30 ml of a 50% ethyl alcohol-water solution.
8. Three ml of conc HCl were used to dissolve the precipitate. The solution was heated to boiling and Cs and Ba carriers added.
9. The solution was diluted to 25 ml with water. Ten M KOH were added to precipitate $\text{Co}(\text{OH})_2$. The mixture was centrifuged, the supernatant discarded and the precipitate washed with 5 ml of water.
10. The $\text{Co}(\text{OH})_2$ was dissolved with 3 ml of 6M acetic acid and Cr and Zr holdback carriers were added. Water was used to dilute to 25 ml and 6 ml of 3M acetic acid saturated with KNO_2 were added to precipitate $\text{K}_3\text{Co}(\text{NO}_2)_6$.
11. The precipitate was filtered onto a Whatman 42 filter paper and washed twice with 30 ml of 1.5M acetic acid and twice with 30 ml of 50% ethyl alcohol-water solution.
12. The cobaltinitrite precipitate was placed in an oven and dried for 20 min at 100°C . It was cooled and weighed to determine yield.

The cobalt yields were dissolved and analyzed for gamma activities, using a single-channel gamma pulse-height analyzer. The presence of Co^{60} , Co^{57} and Co^{58} was established by identification of their respective photopeaks by comparison with standards of known energy.

The disintegration rate of each cobalt isotope was obtained by analysis of photopeak areas. After determination of the total pulse height distribution, a standard of Co^{60} was prepared to equal the magnitude of the Co^{60} photopeaks of the isolated cobalt. This Co^{60} pulse height distribution was subtracted from the total distribution. This subtraction of the Co^{60} Compton continuum permitted determination of the Co^{57} and Co^{58} . Their disintegration rates were computed from experimentally determined gamma ray efficiencies and consideration of their respective decay schemes (relative photon abundance, internal conversion, etc.).⁷ Figure 1 shows the pulse height distribution of the separated cobalt and the spectrum of the Co^{60} standard. The 0.84-Mev Mn^{54} photopeak is shown as an energy reference.

S E C R E T

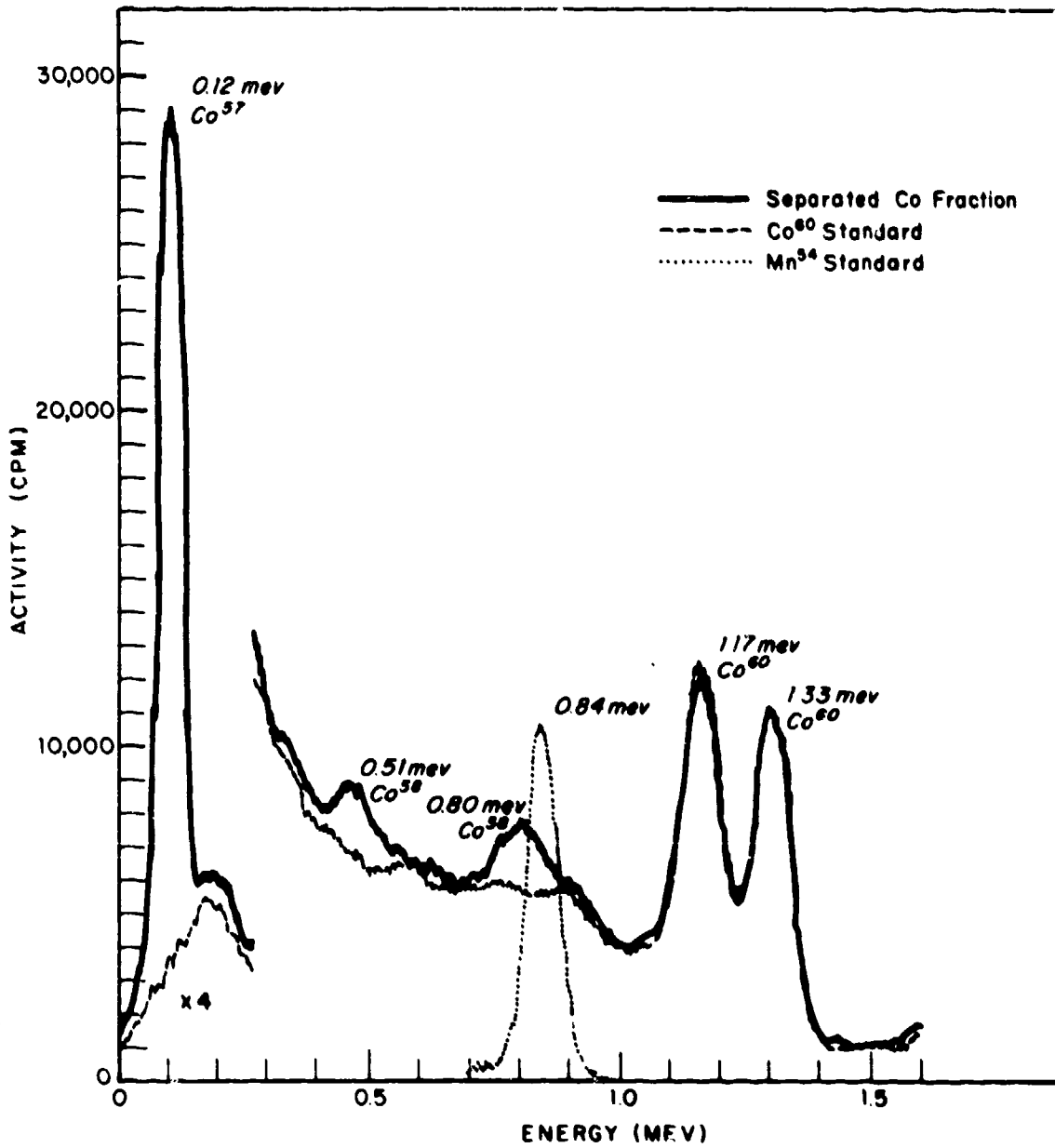


Fig. 1 Comparison of Pulse Height Distribution of Separated Cobalt Sample With Distributions of Reference Standards

S E C R E T

RESULTS

The quantities of the isotopes Co^{57} , Co^{58} and Co^{60} present in each sample at zero time and the quantities of Sr^{90} present in each sample at zero time are given in Table 1. This table also includes the fission numbers determined for each sample. The error associated with each value in Table 1 is the determinate error involved in the measurements; these include pipetting error, counting error, errors in chemical yields, etc.

TABLE 1

Atoms Present at Zero Time and Total Fissions in Each Sample

Sample (a)	Co^{60}	Co^{57}	Co^{58}	Sr^{90}	Fissions
A	$3.72 \pm 1.14 \times 10^{11}$	$5.83 \pm 1.87 \times 10^{10}$	$3.13 \pm 2.25 \times 10^{10}$	$1.15 \pm 0.08 \times 10^{12}$	$4.13 \pm 0.41 \times 10^{13}$
B	$1.25 \pm 0.49 \times 10^{12}$	$1.96 \pm 0.69 \times 10^{11}$	$1.05 \pm 0.76 \times 10^{11}$	$5.17 \pm 0.38 \times 10^{12}$	$1.44 \pm 0.14 \times 10^{14}$
C	$1.18 \pm 0.36 \times 10^{12}$	$1.85 \pm 0.65 \times 10^{11}$	$1.01 \pm 0.73 \times 10^{11}$	$4.62 \pm 0.34 \times 10^{12}$	$1.36 \pm 0.14 \times 10^{14}$

(a) Sample A, YAG-39-35 Na
Sample B, YFNB-13E-59 Na
Sample C, YFNB-13E-60 Na.

The data of Table 1 were used to compute the $\text{Co}^{57,58,60}/\text{Sr}^{90}$ ratios listed in Table 2. The ratio errors shown are the determinate errors associated with each measurement. The average errors are shown with the average ratio values obtained.

Product-to-fission ratios for the individual cobalt nuclides in each sample were derived from the data of Table 1. These ratios are presented in Table 3. Once again, determinate errors are included. Average errors are associated with the average product-to-fission values.

S E C R E T

TABLE 2

Ratios of Abundance of Co Atoms to Sr⁹⁰ Atoms at Zero Time

Sample	Co ⁶⁰ /Sr ⁹⁰	Co ⁵⁷ /Sr ⁹⁰	Co ⁵⁸ /Sr ⁹⁰
A	0.323 ± 0.106	0.051 ± 0.017	0.027 ± 0.020
B	0.245 ± 0.102	0.038 ± 0.013	0.021 ± 0.015
C	0.255 ± 0.090	0.040 ± 0.013	0.022 ± 0.016
Av Values	0.274	0.043	0.023
Av Errors	± 0.100	± 0.014	± 0.017

TABLE 3

Product-to-Fission Ratios of the Cobalt Isotopes

Sample	Co ⁶⁰ /f	Co ⁵⁷ /f	Co ⁵⁸ /f
A	9.01 ± 2.91 x 10 ⁻³	1.41 ± 0.47 x 10 ⁻³	7.58 ± 5.50 x 10 ⁻⁴
B	8.68 ± 2.80 x 10 ⁻³	1.36 ± 0.45 x 10 ⁻³	7.29 ± 5.32 x 10 ⁻⁴
C	8.68 ± 2.80 x 10 ⁻³	1.36 ± 0.45 x 10 ⁻³	7.43 ± 5.42 x 10 ⁻⁴
Av Values	8.79 x 10 ⁻³	1.38 x 10 ⁻³	7.43 x 10 ⁻⁴
Av Errors	± 2.84 x 10 ⁻³	± 0.46 x 10 ⁻³	± 5.41 x 10 ⁻⁴

S E C R E T

DISCUSSION AND CONCLUSIONS

The ratios shown in Table 2 indicate that significant amounts of radiocobalt were formed relative to Sr⁹⁰. The product-to-fission values of Table 3 show that there was no apparent radiocobalt fractionation between the two fallout positions sampled. Possible reactions for the formation of the cobalt nuclides from environmental nickel and cobalt are: $\text{Co}^{59}(n,\gamma)\text{Co}^{60}$, $\text{Ni}^{60}(n,\gamma)\text{Co}^{60}$, $\text{Co}^{59}(n,2n)\text{Co}^{58}$, $\text{Ni}^{58}(n,p)\text{Co}^{58}$ and $\text{Ni}^{58}(n,2n)\text{Ni}^{57} \xrightarrow[\text{K}]{\text{P}^+} \text{Co}^{57}$.

The biological hazards resulting from fallout may be placed into two categories:

1. the internal hazard caused by ingestion and inhalation of active material and
2. the external hazard caused by penetrating radiation, the source of which is external to the body.

If material, whose atom ratios were that found in Table 2, were ingested or inhaled, the hazard due to the presence of the radiocobalt would be negligible as compared to the Sr⁹⁰. This is evident when, among other factors, the biological half-lives (3.9×10^3 d for Sr⁹⁰ vs 8.4 d for Co⁶⁰)⁸ and the ionizing radiation emitted (β for Sr⁹⁰, primarily γ for Co^{57,58,60}) are compared.

External hazard in fallout may be considered as that primarily due to gamma radiation. This hazard is a function of photon energy, scattering, absorption, etc. The net effect, however, of these factors for fallout situations (approximated by uniformly contaminated fields) is that the hazard is roughly proportional to energy release per unit time. Values of gamma energy released per second (μ_1) of fission products resulting from 10^4 fissions have been computed for times up to 1.2×10^3 y after time of fission.⁹ The values so obtained may be compared over the same time period with the energy released per second (μ_2) by the quantities of radiocobalt found associated with 10^4 fissions. This ratio μ_2/μ_1 in percent is found to be 0.14 at 9.8 d, 31 at 1.20 y, 149 at 2.6 y, 211 at 5.6 y, and 26 at 25.7 y. These values represent the analyses of a limited number of samples from one detonation. It is evident, however, that radiocobalt produced in the ratios given in Table 2, would constitute a considerable portion of the external hazard of fallout, particularly at times greater than 1 year.

Approved by:

E. R. Tompkins

E. R. TOMPKINS
Head, Chemical Technology Division

For the Scientific Director

8

0017136

RESTRICTED DATA
Atomic Energy Act - 1954

S E C R E T

S E C R E T

REFERENCES

1. Weiss, H. V., and Shipman, W. H. Science, 125:3250 (1957).
2. LaRiviere, P. D. Report in preparation on characterization of fallout at Operation REDWING, Project 2.63.
3. Foti, S. Report in preparation on construction and calibration of a low geometry gamma counter.
4. Meinke, W. W. Chemical Procedures Used in Bombardment Work at Berkeley. University of California Radiation Laboratory, Berkeley, California (1951), pps. 38-1, 27-4.
5. Wiles, D. M., and Tomlinson, R. H. Can. Jour. Phys. 33:133 (1955).
6. Shipman, W. H., Simone, P., Weiss, H. V. Science, 126:971 (1957).
7. Way, K., et al. Nuclear Level Schemes. National Academy of Sciences, National Branch Council, Washington, D. C. (1955), pp. 59-73.
8. Astin, A. V., et al. Maximum Permissible Amounts of Radioisotopes in the Human Body and Maximum Permissible Concentrations in Air and Water. NBS Handbook 52, National Bureau of Standards, Washington, D.C., 1953.
9. Miller, C. F., Gamma Decay of Fission Products from the Slow Neutron Fission of U²³⁵. U. S. Naval Radiological Defense Laboratory Technical Report in process of publication.

S E C R E T**DISTRIBUTION**CopiesNAVY

1-9 Chief, Bureau of Ships (Code 348)
 10 Chief, Bureau of Medicine and Surgery
 11 Chief, Bureau of Aeronautics (Code AMO)
 12 Chief, Bureau of Supplies and Accounts (Code SS)
 13-14 Chief, Bureau of Yards and Docks (D-440)
 15 Chief of Naval Operations (Op-36)
 16 Commander, New York Naval Shipyard (Material Lab.)
 17 Director, Naval Research Laboratory (Code 2021)
 18 Director, Naval Research Laboratory (Code 1572)
 19 CO, Naval Unit, Army Chemical Center
 20 CO, U.S. Naval Civil Engineering (Res. and Eval. Lab.)
 21 U.S. Naval School (CSC Officers)
 22 Commander, Naval Air Material Center, Philadelphia
 23 CO, Naval Air Development Center, Johnsville
 24 CO, Naval Schools Command, Treasure Island
 25 CO, Naval Damage Control Training Center, Philadelphia
 26 Naval Postgraduate School, Monterey
 27 CO, Fleet Training Center, Norfolk
 28-29 CO, Special Weapons Unit, Pacific
 30 U.S. Naval Ordnance Test Station, Kirtland (OMS 700)
 31 U.S. Naval Ordnance Test Station, China Lake
 32 Commander Naval Air Force, Atlantic Fleet (Code 16F)
 33 CO, Fleet Airborne Electronics Training Unit Atlantic
 34 Naval Inspector of Ordnance, Lockheed
 35 Commandant, U.S. Marine Corps
 36 Commandant, Marine Corps Schools, Quantico (Library)
 37 Commandant, Marine Corps Schools, Quantico (Dev. Center)

ARMY

38-39 Chief of Research and Development (Atomic Div.)
 40 Deputy Chief of Staff for Military Operations
 41 Chief of Engineers (ENGINEB, Dhein)
 42 Chief of Engineers (ENGINEB)
 43 Chief of Transportation (TC Technical Committee)
 44 Chief of Ordnance (ORDTN-RE)
 45 Ballistic Research Laboratories

RESTRICTED DATA

Atomic Energy Act - 1954

0017136

S E C R E T

S E C R E T

RESTRICTED DATA
ATOMIC ENERGY ACT 1954

46 Chief Chemical Officer
47 The Quartermaster General
48 CG, Chemical Corps Res. and Dev. Command
49 Hq., Chemical Corps Materiel Command
50 President, Chemical Corps Board
51 CO, Chemical Corps Training Command (Library)
52 CO, Chemical Corps Field Requirements Agency
53-54 CO, Chemical Warfare Laboratories
55 Office of Chief Signal Officer (SIGRD-8B)
56 Director, Walter Reed Army Medical Center
57 CG, Continental Army Command, Fort Monroe (ATDEV-1)
58 CG, Quartermaster Res. and Eng. Command
59 Director, Operations Research Office (Librarian)
60 CO, Dugway Proving Ground
61-63 The Surgeon General (MEDNE)
64 Director, Evans Signal Laboratory (Nucleonics Section)
65 CG, Engineer Res. and Dev. Lab. (Library)
66 CO, Transportation Res. and Dev. Command, Fort Eustis
67 Commandant, Army Aviation School, Fort Rucker
68 President, Board No. 6, CONARC, Fort Rucker
69 NLO, CONARC, Fort Monroe
70 Director, Office of Special Weapons Dev., Fort Bliss
71 CO, Ordnance Materials Research Office, Watertown

AIR FORCE

72 Directorate of Intelligence (AFOIN-3B)
73 Commander, Air Materiel Command (MCMCM)
74 Commander, Wright Air Development Center (WCRTY)
75 Commander, Wright Air Development Center (WCRTM-1)
76-78 Commander, Wright Air Development Center (WCACT)
79 Commander, Air Technical Intelligence Center (AFOIN-4E3)
80 Commander, Air Res. and Dev. Command (RDTW)
81 Directorate of Installations (AFOIN-ES)
82 Director, USAF Project RAND (WEAPD)
83-84 Commandant, School of Aviation Medicine, Randolph AFB
85 CG, Strategic Air Command (Operations Analysis Office)
86 Commander, Special Weapons Center, Kirtland AFB
87 Director, Air University Library, Maxwell AFB
88-89 Commander, Technical Training Wing, 3415th TTG
90 CG, Cambridge Research Center (CRZT)
91 CG, Cambridge Research Center (CROTR)
92 Commander, Hq., 2D Weather Group, Langley AFB
93 AFOAT - Headquarters

OTHER DOD ACTIVITIES

94 Chief, Armed Forces Special Weapons Project
95 Commander, FC/AFSNP, Sandia Base (FCTG Library)

S E C R E T

RESTRICTED DATA
ATOMIC ENERGY ACT 1954

96 OIG, Livermore Branch, FC/AFSWP
97 Assistant Secretary of Defense (Res. and Dev.)
98 Assistant Secretary of the Air Force, R&D

AEC ACTIVITIES AND OTHERS

99 Aerojet-General Corporation, Azusa
100 Argonne National Laboratory
101-103 Atomic Energy Commission, Washington
104-105 Bettis Plant (WAPD)
106-107 Boeing Airplane Company, Seattle
108 Brookhaven National Laboratory
109 Chicago Operations Office
110-111 duPont Company, Aiken
112-113 General Electric Company (ANPD)
114-116 General Electric Company, Richland
117 Hanford Operations Office
118 Holmes and Narver, Inc.
119 Knolls Atomic Power Laboratory
120-121 Los Alamos Scientific Laboratory
122 Lovelace Foundation
123 National Lead Company of Ohio
124 New York Operations Office
125-126 Phillips Petroleum Company
127 Public Health Service
128 San Francisco Operations Office
129 Sandia Corporation
130 Sandia Corporation, Livermore
131-132 Union Carbide Nuclear Company (ORDGP)
133-135 Union Carbide Nuclear Company (ORNL)
136 UCLA Medical Research Laboratory
137-138 University of California Radiation Laboratory, Berkeley
139-140 University of California Radiation Laboratory, Livermore
141 University of Rochester
142-156 Technical Information Service, Oak Ridge

USNRDL

157-185 USNRDL, Technical Information Division

DATE ISSUED: 11 June 1958



Defense Threat Reduction Agency

45045 Aviation Drive
Dulles, VA 20166-7517

CPWS/TRC

March 26, 1999

MEMORANDUM TO DEFENSE TECHNICAL INFORMATION CENTER
ATTN: OCQ: MR WILLIAM BUSH

SUBJECT: DOCUMENT REVIEW

The Defense Threat Reduction Agency's Security Office has reviewed and declassified the following documents:

USNRDL-TR-133, ~~AD-145694~~, UNCLASSIFIED, STATEMENT A
URS-B162-6, AD-349217, UNCLASSIFIED, STATEMENT D,
ADMINISTRATIVE OR OPERATIONAL USE, 3/19/99
USNRDL-TR-215, AD-C006187, UNCLASSIFIED, STATEMENT A
URS-162-8, AD-348723, UNCLASSIFIED, STATEMENT D,
ADMINISTRATIVE OR OPERATIONAL USE, 3/19/99
WES-TR-2-471, AD-909045, UNCLASSIFIED, STATEMENT C,
TEST AND EVALUATION, 3/9/72.
WES-TR-1-695, AD-368244, UNCLASSIFIED, STATEMENT A
WES-MP-1-689, AD-356460, UNCLASSIFIED, STATEMENT C,
ADMINISTRATIVE OR OPERATIONAL USE, 3/23/99

These documents were reviewed under the Executive Order 12958.

Arldith Jarrett

ARDITH JARRETT
Chief, Technical Resource

Center

*Completed
7 Jun 2000
B.W.*