



**The Use of Commercial Non-Hazardous Air Pollutant  
Monomers to Optimize the Properties of Fatty  
Acid-Based Resins**

**by John J. La Scala, Priya Kamath, Anita Sahu, Giuseppe R. Palmese,  
and James M. Sands**

ARL-TR-4819

May 2009

## **NOTICES**

### **Disclaimers**

The findings in this report are not to be construed as an official Department of the Army position unless so designated by other authorized documents.

Citation of manufacturer's or trade names does not constitute an official endorsement or approval of the use thereof.

Destroy this report when it is no longer needed. Do not return it to the originator.

# **Army Research Laboratory**

Aberdeen Proving Ground, MD 21005-5069

---

---

**ARL-TR-4819**

**May 2009**

---

## **The Use of Commercial Non-Hazardous Air Pollutant Monomers to Optimize the Properties of Fatty Acid-Based Resins**

**John J. La Scala, Priya Kamath, Anita Sahu,  
and James M. Sands**  
**Weapons and Materials Research Directorate, ARL**

**Giuseppe R. Palmese**  
**Drexel University**

| <b>REPORT DOCUMENTATION PAGE</b>   |                                    |                                     | <i>Form Approved</i><br><b>OMB No. 0704-0188</b>               |  |  |
|--|------------------------------------|-------------------------------------|--|--|--|
| Public reporting burden for this collection of information is estimated to average 1 hour per response, including the time for reviewing instructions, searching existing data sources, gathering and maintaining the data needed, and completing and reviewing the collection information. Send comments regarding this burden estimate or any other aspect of this collection of information, including suggestions for reducing the burden, to Department of Defense, Washington Headquarters Services, Directorate for Information Operations and Reports (0704-0188), 1215 Jefferson Davis Highway, Suite 1204, Arlington, VA 22202-4302. Respondents should be aware that notwithstanding any other provision of law, no person shall be subject to any penalty for failing to comply with a collection of information if it does not display a currently valid OMB control number.<br><b>PLEASE DO NOT RETURN YOUR FORM TO THE ABOVE ADDRESS.</b>   |                                    |                                     |  |  |  |
| <b>1. REPORT DATE (DD-MM-YYYY)</b><br>May 2009   |                                    | <b>2. REPORT TYPE</b><br>Final      |  | <b>3. DATES COVERED (From - To)</b><br>1 May 2004–31 December 2006 |  |
| <b>4. TITLE AND SUBTITLE</b><br>The Use of Commercial Non-Hazardous Air Pollutant Monomers to Optimize the Properties of Fatty Acid-Based Resins   |                                    |                                     | <b>5a. CONTRACT NUMBER</b>                                     |  |  |
|  |                                    |                                     | <b>5b. GRANT NUMBER</b>  |  |  |
|  |                                    |                                     | <b>5c. PROGRAM ELEMENT NUMBER</b>                              |  |  |
| <b>6. AUTHOR(S)</b><br>John J. La Scala, Priya Kamath, Anita Sahu, Giuseppe R. Palmese,* and James M. Sands  |                                    |                                     | <b>5d. PROJECT NUMBER</b><br>PP-1271                           |  |  |
|  |                                    |                                     | <b>5e. TASK NUMBER</b>   |  |  |
|  |                                    |                                     | <b>5f. WORK UNIT NUMBER</b>                                    |  |  |
| <b>7. PERFORMING ORGANIZATION NAME(S) AND ADDRESS(ES)</b><br>U.S. Army Research Laboratory<br>ATTN: AMSRD-ARL-WM-MC<br>Aberdeen Proving Ground, MD 21005-5069  |                                    |                                     | <b>8. PERFORMING ORGANIZATION REPORT NUMBER</b><br>ARL-TR-4819 |  |  |
| <b>9. SPONSORING/MONITORING AGENCY NAME(S) AND ADDRESS(ES)</b><br>Strategic Environmental Research and Development Program Office<br>901 N. Stuart St., Ste 303<br>Arlington, VA 22203   |                                    |                                     | <b>10. SPONSOR/MONITOR'S ACRONYM(S)</b><br>SERDP               |  |  |
|  |                                    |                                     | <b>11. SPONSOR/MONITOR'S REPORT NUMBER(S)</b>                  |  |  |
| <b>12. DISTRIBUTION/AVAILABILITY STATEMENT</b><br>Approved for public release; distribution is unlimited.  |                                    |                                     |  |  |  |
| <b>13. SUPPLEMENTARY NOTES</b><br>*Drexel University, 3141 Chestnut St., Philadelphia, PA 19104  |                                    |                                     |  |  |  |
| <b>14. ABSTRACT</b><br>Vinyl ester (VE) resins are used to make polymer matrix composites in military and commercial applications because of their good properties, low weight, and low cost. These resins typically contain high concentrations of reactive diluents, such as styrene, to allow these resins to be molded using resin transfer molding and other inexpensive liquid molding techniques. Fatty acid vinyl ester (FAVE) resins, which use fatty acid monomers to replace some of the styrene content in VE resins, were developed to provide composites with lower hazardous air pollutant (HAP) emissions. The properties of FAVE resins can be improved, and further reduction in styrene emissions can occur through replacement of some of the fatty acid monomer and/or styrene with a non-HAP petroleum derived monomer. Mono- and di-functional non-HAP petroleum monomers were blended into fatty acid vinyl ester resins to decrease styrene content, reduce viscosity, and improve polymer properties. It was found that cyclohexyl methacrylate (CHMA) was the most effective reactive diluent in replacing methacrylated lauric acid (MLau) because it effectively reduced viscosity and improved thermal and mechanical properties. However, replacing styrene with CHMA resulted in a viscosity increase and polymer property decrease. All petroleum di-functional monomers were effective in reducing the viscosity through replacement of the MLau fraction. However, only hexanediol dimethacrylate (HDDMA) allowed further reduction in styrene content with little effect on viscosity and improved or similar polymer properties. Ignoring economics, using a small percent HDDMA to replace styrene or MLau is optimum and would result in improved resin and polymer performance. CHMA can be used to effectively reduce the MLau content in the formulations with improved resin and polymer performance, but would not allow for further reduction in styrene content. All of the other monomers investigated can result in some property improvements, but simultaneously result in other property reduction. |                                    |                                     |  |  |  |
| <b>15. SUBJECT TERMS</b><br>styrene emissions, vinyl ester, fatty acid monomers  |                                    |                                     |  |  |  |
| <b>16. SECURITY CLASSIFICATION OF:</b>   |                                    |                                     | <b>17. LIMITATION OF ABSTRACT</b>                              | <b>18. NUMBER OF PAGES</b>   | <b>19a. NAME OF RESPONSIBLE PERSON</b><br>John J. LaScala        |
| <b>a. REPORT</b><br>Unclassified   | <b>b. ABSTRACT</b><br>Unclassified | <b>c. THIS PAGE</b><br>Unclassified |  |  | <b>19b. TELEPHONE NUMBER (Include area code)</b><br>410-306-0687 |

---

## Contents

---

|   |           |
|---|-----------|
| <b>List of Figures</b>  | <b>iv</b> |
| <b>List of Tables</b>   | <b>v</b>  |
| <b>Acknowledgments</b>  | <b>vi</b> |
| <b>1. Introduction</b>  | <b>1</b>  |
| <b>2. Experimental</b>  | <b>2</b>  |
| 2.1 Fatty Acid Monomer Preparation.....                                     | 2         |
| 2.2 Resin Formulation .....   | 3         |
| 2.3 Rheological Characterization .....                                      | 5         |
| 2.4 Cure of VE Resins.....  | 5         |
| 2.5 Thermomechanical Characterization.....                                  | 6         |
| <b>3. Results</b>   | <b>6</b>  |
| 3.1 Viscosity.....  | 6         |
| 3.1.1 Monomer Viscosity .....   | 6         |
| 3.1.2 Viscosity of VE/MLau/Styrene Ternary Blends .....                     | 7         |
| 3.1.3 Viscosity of Low HAP, Four-Component Blends.....                      | 8         |
| 3.2 Polymer Properties .....  | 11        |
| 3.2.1 Dynamic Mechanical Properties of VE/MLau/Styrene Ternary Blends ..... | 11        |
| 3.2.2 Dynamic Mechanical Properties of Low HAP, Four-Component Blends ..... | 11        |
| 3.2.3 Glass Transition Temperature Prediction.....                          | 17        |
| <b>4. Conclusions</b>   | <b>19</b> |
| <b>5. References</b>  | <b>20</b> |
| <b>List of Symbols, Abbreviations, and Acronyms</b>                         | <b>22</b> |
| <b>Distribution List</b>  | <b>24</b> |

---

## List of Figures

---

|  |    |
|--|----|
| Figure 1. The reaction of glycidyl methacrylate and lauric acid to produce the MLau monomer. ....  | 3  |
| Figure 2. Molecular structures of the cross-linking agents used in this work. ....   | 4  |
| Figure 3. Molecular structures of the petroleum reactive diluents used in this work. ....  | 4  |
| Figure 4. The viscosity of VE/MLau/styrene as a function of styrene content in the resin for resins containing 55 and 65 weight-percent VE 828. ....   | 7  |
| Figure 5. Viscosity as a function of mono-functional resin formulation for resins with 65% CN151. The resin content totals 100 parts, and the remaining resin content is the MLau. ....  | 8  |
| Figure 6. Viscosity as a function of di-functional resin formulation for resins with 55% CN151. ....   | 10 |
| Figure 7. DMA behavior of VE/MOA/styrene with 65 weight-percent VE 828. ....   | 11 |
| Figure 8. The storage modulus as a function of styrene content for VE/MOA/styrene blends. ....   | 12 |
| Figure 9. $T_g$ as a function of styrene content for VE/MOA/styrene blends. ....   | 12 |
| Figure 10. The storage modulus and loss modulus as a function of temperature for VE/MLau/Styrene/CHMA 55/15/15/15 and VE/MLau/Styrene/CD-550. ....   | 13 |
| Figure 11. Storage modulus and molecular weight between cross-links as a function of mono-functional monomers for resins with 55% CN151, 15% MLau, 15% low VOC petroleum monomer, and 15% styrene compared to ternary blends with 55/15/30 and 55/30/15 CN151/MLau/Sty. .... | 14 |
| Figure 12. $T_g$ as a function of low HAP mono-functional monomers for resins with 55% CN151, 15% MLau, 15% low VOC petroleum monomer, and 15% styrene compared to ternary blends with 55/15/30 and 55/30/15 CN151/MLau/Sty. ....  | 14 |
| Figure 13. Modulus as a function of low VOC di-functional monomer for resins containing 55% CN151, 15% MLau, 10% low VOC petroleum monomer, and 20% styrene. ....  | 16 |
| Figure 14. $T_g$ as a function of resin formulation for low VOC di-functional monomers containing 55% CN151, 15% MLau, 10% low VOC petroleum monomer, and 20% styrene. ....  | 16 |
| Figure 15. The Fox equation can be used to predict $T_g$ of blends of VE, MLau, and styrene. ....  | 18 |

---

## List of Tables

---

|  |    |
|--|----|
| Table 1. The viscosity at 25 °C of the monomers used in this work and T <sub>g</sub> homopolymers (12).....  | 5  |
| Table 2. Viscosity of resin formulations containing mono-functional petroleum monomers. Green shading indicates an acceptable viscosity below 500 cP, yellow shading indicates borderline viscosity, and red shading indicates unacceptable viscosity. ....  | 9  |
| Table 3. Viscosity of resin formulations containing di-functional petroleum monomers. Green shading indicates an acceptable viscosity below 500 cP. ....   | 10 |
| Table 4. DMA properties of mono-functional low HAP petroleum reactive diluent formulations. Yellow shading indicates a property increase when replacing MLau with the low HAP petroleum monomer, but a property decrease when replacing styrene. Red indicates a property decrease when replacing either MLau or styrene.....  | 15 |
| Table 5. DMA properties of di-functional low VOC petroleum monomer formulations. Green shading indicates property increase when replacing styrene with the low HAP petroleum monomer. Yellow shading indicates a property increase when replacing MLau with the low HAP petroleum monomer, but a property decrease when replacing styrene. Red indicates a property decrease when replacing either MLau or styrene. .... | 17 |
| Table 6. Fox equation predictions of the homopolymer T <sub>g</sub> of the non-HAP petroleum monomers.....   | 18 |

---

## **Acknowledgments**

---

This research was supported in part by an appointment to the Postgraduate Research Participation Program at the U.S. Army Research Laboratory (ARL) administered by the Oak Ridge Institute for Science and Education through an interagency agreement between the U.S. Department of Energy and ARL. The authors thank the Science and Engineering Apprenticeship Program (SEAP) at George Washington University, which provided the opportunity to do this work. The authors would like to thank Aerojet Chemical for providing the AMC-2 catalyst and SERDP PP-1271 for funding.

---

## 1. Introduction

---

Vinyl ester (VE) resins are used to make polymer matrix composites in military and commercial applications because of their good properties, low weight, and low cost. These resins typically contain high concentrations of reactive diluents, such as styrene, to allow these resins to be molded using resin transfer molding and other inexpensive liquid molding techniques. Because styrene is a hazardous air pollutant (HAP) and a volatile organic compound (VOC), the Federal Environmental Protection Agency of the United States of America introduced legislation to limit styrene emissions from composite manufacturing (1).

Unfortunately, decreasing the styrene content in VE resins does not offer an acceptable solution to this problem. As the styrene content is reduced, the fracture toughness decreases and the resin viscosity increases, making it difficult to use inexpensive molding techniques (2, 3). For example, Dow Derakane 441-400 uses 27% less styrene than Derakane 411-C50 (4, 5), but has less than half the fracture toughness (6, 7).

Various monomers with volatilities lower than that of styrene have been used as styrene replacements, such as vinyl toluene (8). First of all, these styrene replacements still produce significant VOC emissions, and are therefore still regulated by the EPA (1). In addition, few monomers yield resins with properties comparable to styrene based resins, and even fewer can match the low cost of styrene.

Recently, fatty acid-based monomers have been used in VE resins to reduce the styrene content (9, 10). Fatty acid monomers are excellent alternatives to styrene because of their low cost and low volatility. Fatty acids are renewable resources because they are derived from plant oils. Therefore, not only would the use of fatty acids in liquid molding resins reduce VOC emissions, thereby reducing health and environmental risks, but it also would promote global sustainability. On the other hand, fatty acid monomers tend to lower the glass transition temperature ( $T_g$ ) of the polymer and increase the resin viscosity. High viscosities can cause problems with fiber wetting, voids may occur in the part and the time required for injection increases (2, 3). As the temperature increases, polymers become softer. As  $T_g$  is approached, the modulus decreases drastically with temperature until it is a rubber at high temperature. Resins with high fatty acid contents and low styrene contents (<20 weight-percent) would require long infusion times and would produce polymers useable only at relatively low operating temperatures. A high modulus and high  $T_g$  are necessary for materials to be used in more demanding applications such as boat hulls and automobile parts.

Further reductions in styrene content would be useful in meeting EPA regulations. One way of doing this is to replace more of the styrene in fatty acid-based VE with low volatility non-HAP petroleum monomers. These petroleum monomers have methacrylate groups enabling them to

free-radically polymerize with vinyl ester. Unlike vinyl toluene, the petroleum monomers used in this work have volatilities that are orders of magnitude lower than that of styrene, thus severely reducing VOC and HAP emissions.

Resins were formulated using low volatility petroleum comonomers and fatty acid monomers to determine whether resin and polymer properties can be maintained while having low styrene content. These low VOC formulations should have viscosities less than 500 cP, which is typically considered the maximum for liquid molding operations (2, 3). In liquid molding, fibers (glass, carbon, flax, etc.) are placed in a mold and the liquid monomeric resin is pulled into the mold using vacuum. Low viscosities are necessary to ensure good fiber wetting and low void contents. High polymer properties, specifically  $T_g$  and modulus are necessary to increase the operating range of these materials. Commercial vinyl ester systems have  $T_g$  of  $\sim 120^\circ\text{C}$  and modulus of  $\sim 3\text{ GPa}$  (4, 5, 6, 10). Finally, styrene contents of no more than 33 weight-percent are desired because of the federal NESHAPs. However, states are allowed to make these emissions standards more strict, which will likely be the case in California and other states with large metropolitan centers. Therefore, it is desired to make resins with the lowest possible styrene contents. Since we have made successful fatty acid-based vinyl esters with 20 weight-percent styrene, the low VOC/HAP petroleum comonomers were added to those resin formulations in an effort to lower the styrene content in the resins or make polymers with better properties using 20 weight-percent styrene.

---

## 2. Experimental

---

### 2.1 Fatty Acid Monomer Preparation

A number of synthetic procedures have been established for making fatty acid-based monomers to be used as the reactive diluent in VE resins (9, 10). Figure 1 depicts the synthetic route used to form methacrylated lauric acid (MLau). The carboxylic acid of fatty acids undergoes a simple addition reaction with the epoxide group of glycidyl methacrylate (GM) (Aldrich, Milwaukee, WI) to form a single product. Stoichiometric quantities of the reactants were mixed together and reacted at  $70^\circ\text{C}$  for 2.5 hr using 1 weight-percent AMC-2 catalyst. FTIR and  $^1\text{H-NMR}$  (250.13 MHz, spectral window of  $\pm 2000\text{ Hz}$ , 0.427 Hz/pt digital resolution, 16 scans at 293 K,  $90^\circ$  pulse width) with a Bruker (Billerica, MA) AC250 Spectrometer showed that methacrylation of the fatty acids went to completion. Each methacrylated fatty acid (MFA) contains one terminal polymerizable unsaturation site per molecule. In this way, the fatty acid monomers act as chain extenders, analogous to styrene, in VE resins. MLau is a fairly long hydrocarbon, with a length of 20 atoms. Other fatty acids have been used to prepare MFA monomers; however, MLau results in better resin and polymer properties than longer fatty acids (e.g., stearic acid) and is considerably less expensive than shorter fatty acids (hexanoic acid).

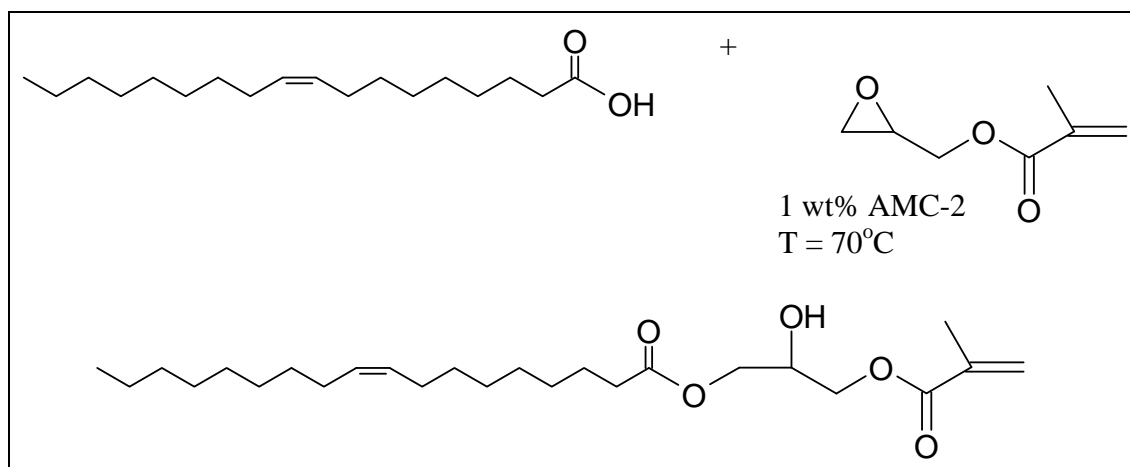


Figure 1. The reaction of glycidyl methacrylate and lauric acid to produce the MLau monomer.

## 2.2 Resin Formulation

Resins were prepared using 45, 55, and 65 weight-percent VE monomers. Vinyl esters are dimethacrylates of diglycidyl ether of bisphenol A (DGEBA) (figure 2) (2). CN151 (Sartomer) is a low molecular weight vinyl ester. Studies have shown that it has similar properties relative to VE 828 (11). MLau and styrene (Aldrich 99%) were added in the amount of 10–20 weight-percent. Two types of non-HAP petroleum comonomers were used: mono-functional and di-functional. The mono-functional monomers contained a single free-radically polymerizable group while the di-functional monomers contained two free-radically polymerizable groups, one on each end of the molecule. The mono-functional monomers were used with resins containing 65 and 55 weight-percent VE monomer. The di-functional monomers were used with resins containing 55 and 45 weight-percent VE monomer. Therefore, the di-functional monomers were not only used to help reduce the styrene content in the resin, but were also used to reduce the VE content.

The di-functional petroleum monomers (cross-linkers) PEG 600 dimethacrylate (SR252), PEG 200 diacrylate (SR259), 1,6-hexanediol dimethacrylate (SR239 or HDDMA), and ethoxylated (10) bisphenol A dimethacrylate (SR480) were all supplied by Sartomer (figure 2). The mono-functional petroleum monomers (reactive diluents) methoxy PEG 350 methacrylate (CD550) and ethoxy (4) nonyl phenol methacrylate (CD612) and were supplied by Sartomer and cyclohexyl methacrylate (CHMA) was purchased from Aldrich (figure 3). The properties of these monomers as well as the MLau, styrene, and vinyl ester are listed in table 1.

Four component resin blends were prepared by mixing VE, MLau, styrene and non-HAP petroleum monomers. First, the CN151 was heated for 10 min at 70 °C for easy pouring. After heating CN151, 9–11 g were carefully poured into a 20-mL scintillation vial. Based on this vinyl ester content, the amounts of other monomers were calculated according to their particular formulation. Di-functional monomers were added after the vinyl ester. After the di-functional monomer was added, the MLau was poured into the vial. When mono-functional petroleum

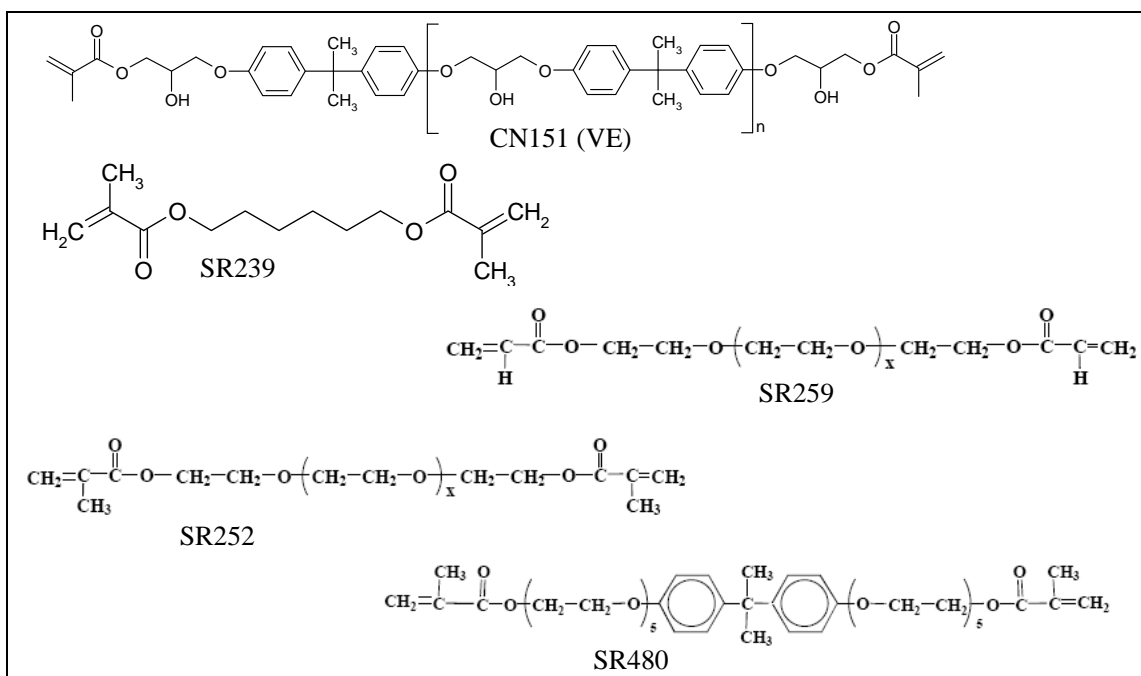


Figure 2. Molecular structures of the cross-linking agents used in this work.

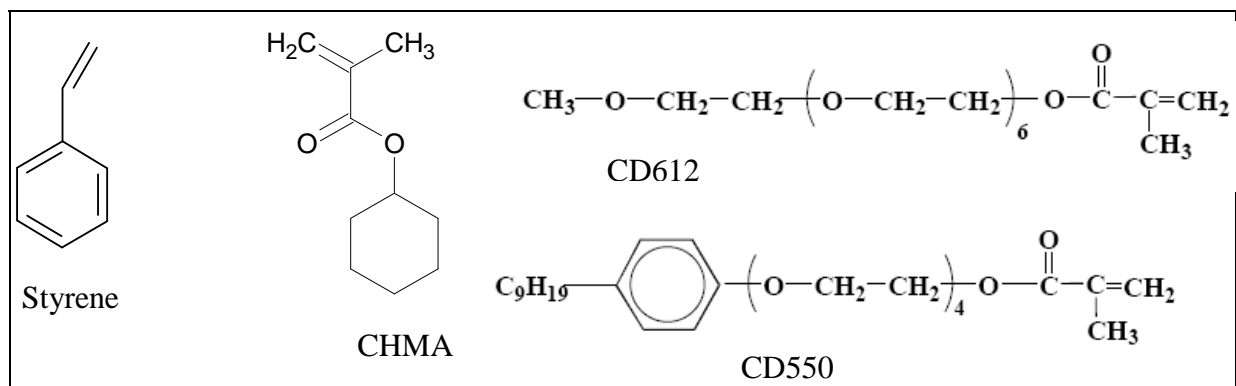


Figure 3. Molecular structures of the petroleum reactive diluents used in this work.

monomers were used, MLau was added to the vial after the vinyl ester followed by the mono-functional monomer. The styrene was added last because of its hazardous properties. After all of the solutions were added to the vial, it was heated at 70 °C for 5 min and then manually stirred with a glass stirring rod to dissolve the components. The clarity of the solution was noted. Ternary blends of VE, MLau, and styrene were prepared for comparison purposes to the four-component blends.

Table 1. The viscosity at 25 °C of the monomers used in this work and T<sub>g</sub> homopolymers (12).

| Monomer                                   | Label | Polymerizable Groups | Viscosity (cP)                                  | T <sub>g</sub> (°C) | Molecular Weight (g/mol) |
|---|-------|----------------------|---|---------------------|--------------------------|
| Styrene                                   | Sty   | 1                    | 0.7   | 100                 | 104                      |
| Cyclohexyl methacrylate                   | CHMA  | 1                    | 2.5   | NA                  | —                        |
| Methoxy PEG (350) methacrylate            | CD550 | 1                    | 19  | -62                 | 494                      |
| MLau                                      | —     | 1                    | 65 ± 4  | -30                 | 342                      |
| Ethoxy (4) nonyl phenol methacrylate      | CD612 | 1                    | 79  | NA                  | 464                      |
| 1, 6-hexanediol dimethacrylate            | SR239 | 2                    | 8   | NA                  | 254                      |
| PEG (200) diacrylate                      | SR259 | 2                    | 25  | NA                  | 302                      |
| PEG (600) dimethacrylate                  | SR252 | 2                    | 67  | NA                  | 770                      |
| Ethoxylated (10) bisphenol dimethacrylate | SR480 | 2                    | 410   | -1                  | 808                      |
| Vinyl ester                               | CN151 | 2                    | 3.9*10 <sup>5</sup><br>±<br>0.2*10 <sup>5</sup> | 160                 | 560                      |

Note: NA = not applicable.

### 2.3 Rheological Characterization

The rheological character of the resins was measured using a TA Instruments AR 2000 rheometer. The geometry used for all the samples was the 40-mL parallel steel plates. The gap distances for all samples were set to 1000 μm. A constant temperature was used for all samples, which was 21 °C. A shear rate of 1 to 100 inverse seconds was used in increments of three points per decade for 25 decades on a logarithmic scale in a steady state experiment. The TA data analysis program was used to analyze the results from the rheometer.

### 2.4 Cure of VE Resins

Cure conditions significantly affect the microstructure of vinyl ester resins, which in-turn affects the thermal and mechanical of the resulting polymers (6). For these reasons, cure conditions (temperature, sample thickness, and cure time) were kept constant for all samples, unless otherwise noted.

VE monomer and styrene were mixed in various ratios. Trigonox 239A, containing 45 weight-percent cumene hydroperoxide, was used to initiate free radical polymerization of the resin. Cobalt naphthanate (CoNap) was used to catalyze the polymerization at room temperature. The moles of cumene hydroperoxide used were one-hundredth the number of moles of vinyl functionality. A 4:1 weight ratio of Trigonox to CoNap was used. The resins were then poured into a mold and allowed to cure at room temperature (22 °C) overnight, followed by a 2-hr postcure at 120 °C. These cure conditions are typical for vinyl ester resins, and results in highly cured polymers with good polymer properties (4, 5, 6, 10).

## 2.5 Thermomechanical Characterization

The thermomechanical properties of vinyl esters were measured using dynamic mechanical analysis (DMA). Rectangular samples with ~dimensions of  $25 \times 9 \times 3$  mm were tested using a TA Instruments 2980 DMA in single cantilever geometry. The samples were tested at 1 Hz with a deflection of 15  $\mu\text{m}$  while ramping the temperature from 30 to 200  $^{\circ}\text{C}$  at a rate of 2  $^{\circ}\text{C}/\text{min}$ . Three temperature ramp experiments were run for each sample. The first ramp usually completely post-cured the polymer, but another ramp was performed to insure this. The temperature at which the peak in the loss modulus occurred in the fully post-cured polymer was considered the glass transition temperature of the material (13).

The cross-link density of the neat resins was measured using DMA. The theory of rubber elasticity was used to calculate the molecular weight between cross-links,  $M_c$ :

$$M_c = \frac{3RT\rho}{E} . \quad (1)$$

Here  $E$  is the rubbery modulus,  $R$  is the universal gas constant,  $T$  is the absolute temperature and  $\rho$  is the sample density (13, 14). The temperature  $T$  and rubbery modulus  $E$  are determined for the calculation of equation 1 at the temperature at which the rubbery modulus no longer decreased with temperature. The sample density  $\rho$  was taken as 1.1  $\text{g}/\text{cm}^3$  (a common value for the vinyl ester resins). The density divided by  $M_c$  is the cross-link density of the polymer.

---

## 3. Results

---

### 3.1 Viscosity

#### 3.1.1 Monomer Viscosity

Viscous forces in liquids are caused by physical and chemical interactions between molecules. Physical interactions, such as chain entanglements, dominate in polymeric melts (15, 16). For example, as the molecular weight of epoxy monomers increases, the viscosity of the melt increases because of an increase in the entanglements and loss of degrees of freedom (17, 18). Hydrogen bonding, acid-base interactions, and other such chemical interactions can also greatly affect the viscosity of a substance. As seen with triglyceride-based liquid molding resins, the viscosity of the resin increases exponentially due to increased hydrogen bonding as polar functional groups are added to the triglyceride (19).

The viscosity of the pure monomers were measured or found in the literature (table 1). Styrene had the lowest viscosity because of its low molecular weight and lack of polarity. Therefore, decreasing the styrene content while keeping the vinyl ester content constant should increase the resin viscosity. CHMA has a slightly higher viscosity than styrene because of its larger

molecular weight and possibly also because of the higher polarity of the methacrylate group. On the other hand, the viscosity of the vinyl ester is orders of magnitude higher than that of any of the other monomers because of its higher molecular weight, its rigid nature, and the hydrogen bonding resulting from its hydroxyl groups. Therefore, reducing the vinyl ester content should have the largest effect on the resin viscosity. SR480 had the next highest viscosity, as expected based on its high molecular weight, but has a lower viscosity than the CN151 because of its lower rigidity (polyethylene glycol groups) and its lack of polar hydroxyl groups. MLau had a relatively high viscosity because of its large molecular weight and the presence of the polar hydroxyl group. SR252 had a higher viscosity than SR259 likely because the higher molecular weight of SR252. The monofunctional and di-functional monomers have similar viscosities.

### 3.1.2 Viscosity of VE/MLau/Styrene Ternary Blends

The viscosity of VE/MLau/styrene was measured at 21 °C and was found to decrease exponentially with increasing styrene content for resins containing 55 weight-percent and 65 weight-percent VE 828 resin (figure 4). VE 828, like CN151, is also a bisphenol A VE cross-linker, but has slightly lower molecular weight giving the resulting resins a lower viscosity and the polymers a slightly higher  $T_g$ . Styrene contents of 10% or greater reduced the viscosity of VE resins to the acceptable range (<500 cP). Therefore, only low styrene contents are necessary, from a viscosity viewpoint.

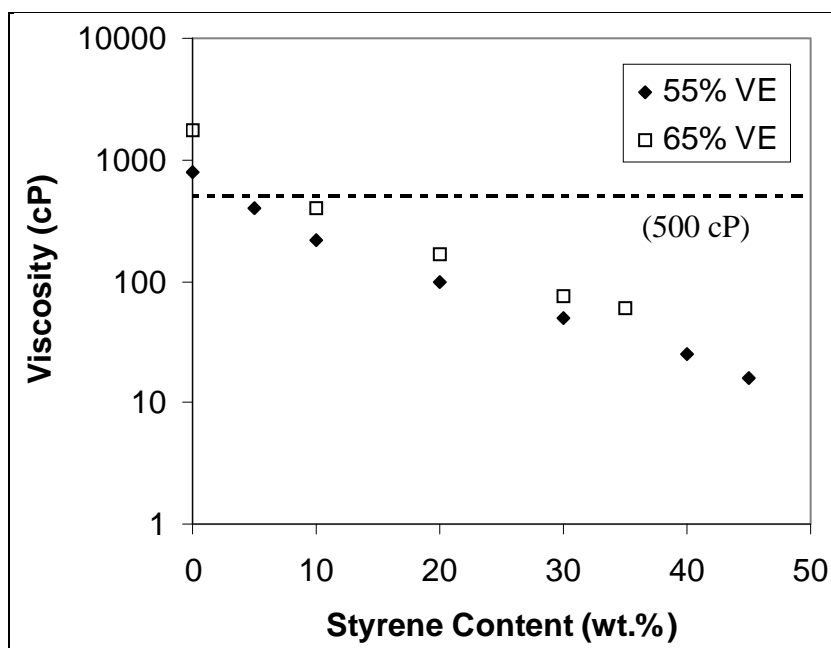


Figure 4. The viscosity of VE/MLau/styrene as a function of styrene content in the resin for resins containing 55 and 65 weight-percent VE 828.

### 3.1.3 Viscosity of Low HAP, Four-Component Blends

Figure 5 shows the effect of resin formulation on the viscosity for resins composed with 65% CN151 and different percentages of mono-functional petroleum monomers and styrene. For example, it appears that the original ternary compound with 10% styrene had a viscosity of 1337 cP. Using the same components but with 25% styrene and less MLau had a lower viscosity (201 cP). Therefore, increasing the amount of styrene decreased the viscosity.

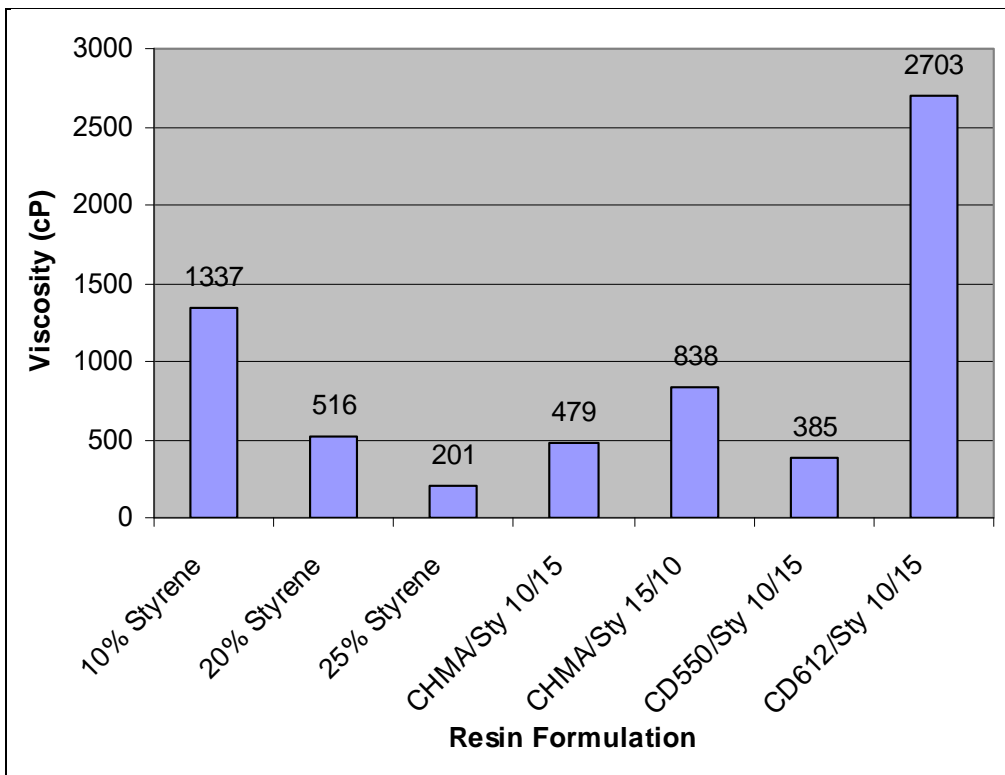


Figure 5. Viscosity as a function of mono-functional resin formulation for resins with 65% CN151. The resin content totals 100 parts, and the remaining resin content is the MLau.

All of the resins with the HAP-free petroleum monomers had a viscosity higher than 201 cP, which was expected based on the viscosities listed in table 1. No resin formulation containing CD612 had an acceptable viscosity of 500 cP or less including the one shown in table 2 (2). Furthermore, because the CD612 formulations had an even higher viscosity than CN151/MLau /Sty 65/25/10, this monomer would not be effective in replacing the MLau content to reduce resin viscosity. Again, this is expected because the viscosity of CD612 is higher than that of MLau (table 1). On the other hand, CD550 and CHMA were effective in reducing the resin viscosity through replacement of MLau, but increased the viscosity when replacing the styrene. The resins containing 55 weight-percent had lower viscosities relative the resins containing 65 weight-percent styrene. Otherwise, the trends were similar.

Table 2. Viscosity of resin formulations containing mono-functional petroleum monomers. Green shading indicates an acceptable viscosity below 500 cP, yellow shading indicates borderline viscosity, and red shading indicates unacceptable viscosity.

| <b>%VE (CN151)<br/>Weight-Percent</b> | <b>Petroleum<br/>Monomer</b> | <b>Petroleum Monomer<br/>(Weight-Percent)</b> | <b>MLau<br/>(Weight-Percent)</b> | <b>Styrene<br/>(Weight-Percent)</b> | <b>Viscosity<br/>(cP)</b> |
|---------------------------------------|------------------------------|---|----------------------------------|-------------------------------------|---------------------------|
| 65                                    | —                            | —   | 25                               | 10                                  | 1340                      |
| 65                                    | —                            | —   | 20                               | 15                                  | 830                       |
| 65                                    | —                            | —   | 15                               | 20                                  | 520                       |
| 65                                    | —                            | —   | 10                               | 25                                  | 200                       |
| 65                                    | CD550                        | 10  | 10                               | 15                                  | 480                       |
| 65                                    | CD612                        | 10  | 10                               | 15                                  | 2700                      |
| 65                                    | CHMA                         | 10  | 15                               | 10                                  | 840                       |
| 65                                    | CHMA                         | 10  | 10                               | 15                                  | 390                       |
| 55                                    | —                            | —   | 30                               | 15                                  | 410                       |
| 55                                    | —                            | —   | 25                               | 20                                  | 250                       |
| 55                                    | —                            | —   | 15                               | 30                                  | 120                       |
| 55                                    | CD550                        | 15  | 15                               | 15                                  | 340                       |
| 55                                    | CD612                        | 15  | 15                               | 15                                  | 1800                      |
| 55                                    | CHMA                         | 15  | 15                               | 15                                  | 170                       |

Figure 6 and table 3 shows the viscosity results for resins with 55% CN151 and di-functional monomers with 20% styrene, compared to the original ternary resin with no di-functional petroleum monomers added. All of the formulations produced acceptable viscosities below 500 cP. Furthermore, all petroleum monomers were successful in reducing the viscosity by replacing some of the MLau fraction. This was not expected for SR252 and SR480, which have similar and higher viscosities, respectively, compared with MLau. SR239 even managed to maintain the viscosity of the resin formulation when replacing the styrene fraction despite the higher viscosity of HDDMA. These results indicate that HDDMA, SR252, and SR480 allow the formulations of closer to an ideal solution than the ternary fatty acid resin blends. This may occur because their aliphatic nature may help shield the polar interactions between MLau monomers more effectively than VE and styrene.

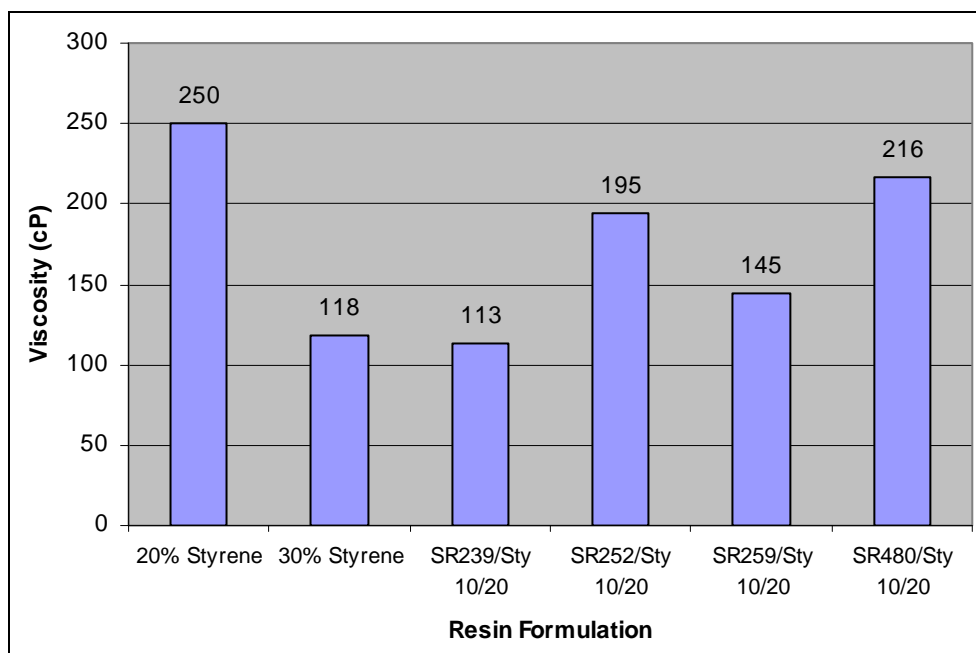


Figure 6. Viscosity as a function of di-functional resin formulation for resins with 55% CN151.

Table 3. Viscosity of resin formulations containing di-functional petroleum monomers. Green shading indicates an acceptable viscosity below 500 cP.

| %VE (CN151)<br>Weight-Percent | Petroleum<br>Monomer | Petroleum Monomer<br>Weight-Percent | MLau<br>Weight-Percent | Styrene<br>Weight-Percent | Viscosity<br>(cP) |
|-------------------------------|----------------------|-------------------------------------|------------------------|---------------------------|-------------------|
| 55                            | —                    | —                                   | 30                     | 15                        | 410               |
| 55                            | —                    | —                                   | 25                     | 20                        | 250               |
| 55                            | —                    | —                                   | 15                     | 30                        | 120               |
| 55                            | SR252                | 10                                  | 15                     | 20                        | 200               |
| 55                            | SR259                | 10                                  | 15                     | 20                        | 150               |
| 55                            | SR239                | 10                                  | 15                     | 20                        | 110               |
| 55                            | SR480                | 10                                  | 15                     | 20                        | 220               |
| 45                            | —                    | —                                   | 15                     | 40                        | 30                |
| 45                            | —                    | —                                   | 25                     | 30                        | 50                |
| 45                            | —                    | —                                   | 35                     | 20                        | 80                |
| 45                            | SR252                | 20                                  | 15                     | 20                        | 100               |
| 45                            | SR259                | 20                                  | 15                     | 20                        | 70                |
| 45                            | SR239                | 20                                  | 15                     | 20                        | 70                |
| 45                            | SR480                | 20                                  | 15                     | 20                        | 130               |

## 3.2 Polymer Properties

### 3.2.1 Dynamic Mechanical Properties of VE/MLau/Styrene Ternary Blends

The DMA character of these resins improved as the styrene content increased (figure 7). Figures 8 and 9 show that both the modulus and  $T_g$  improved with increasing styrene content for resins using methacrylated oleic acid (MOA) and VE 828. These results show that 15% styrene is sufficient to obtain an acceptable modulus and  $T_g$ . Furthermore, at this styrene content, the resin viscosity is well within the acceptable window. When DMA is run at 2 °C/min ramp rates, the measured  $T_g$  values were at least 5 °C lower than for a ramp rate of 5 °C/min.

### 3.2.2 Dynamic Mechanical Properties of Low HAP, Four-Component Blends

Typical dynamic mechanical analysis plots are shown in figure 10. The storage modulus decreased with temperature. The loss modulus went through a maximum as a function of temperature. Figure 10 shows that the CHMA sample had a higher modulus and  $T_g$  than the CD-550 sample, and thus could be used at higher operating temperatures. Overall, the DMA plots (figure 10) are similar to VE/MLau/Styrene ternary blends (figure 7).

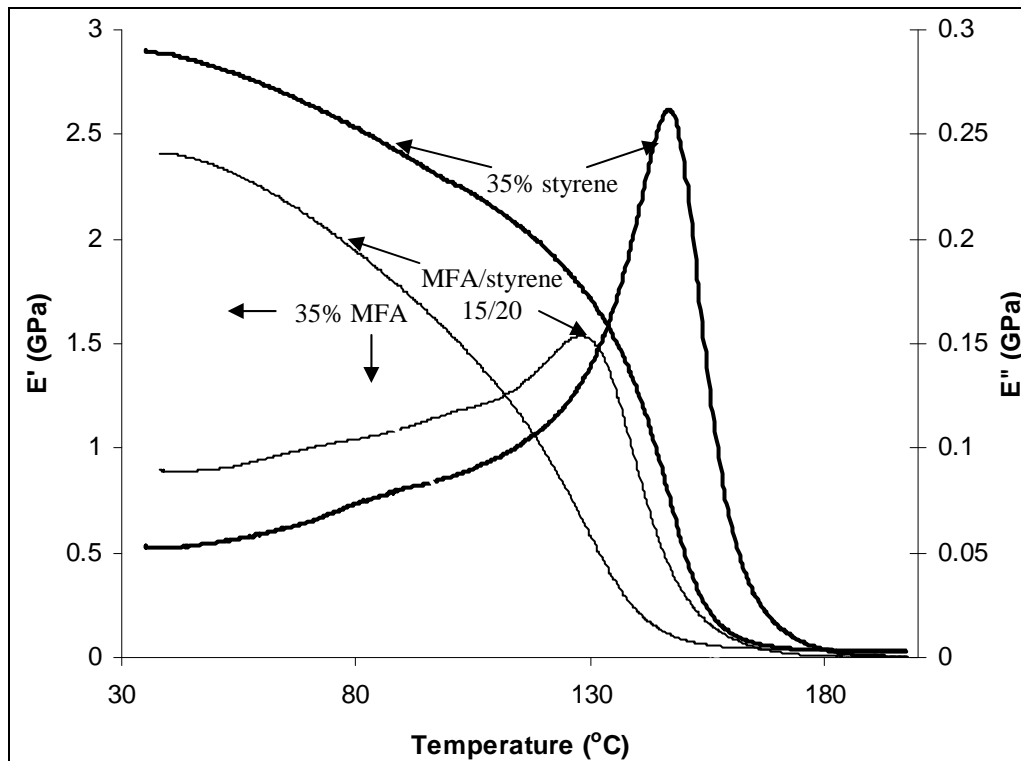


Figure 7. DMA behavior of VE/MOA/styrene with 65 weight-percent VE 828.

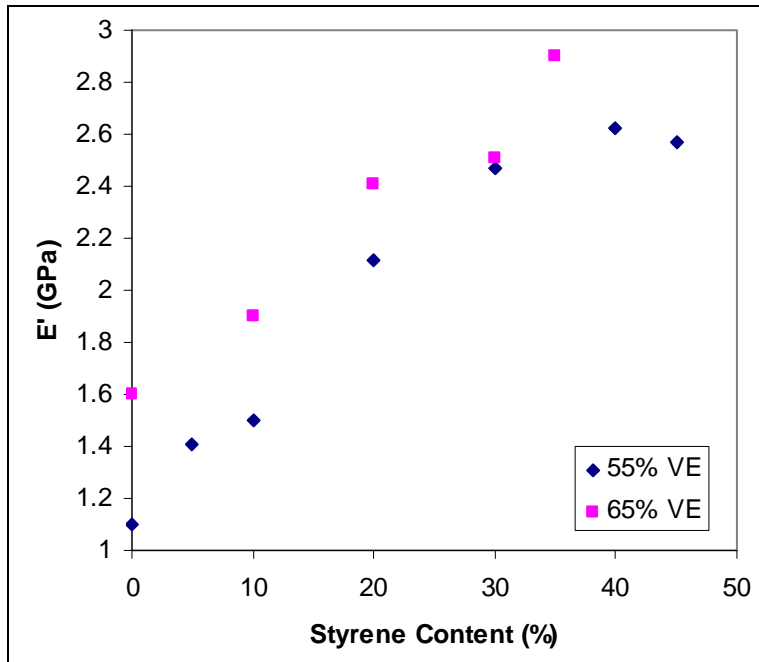


Figure 8. The storage modulus as a function of styrene content for VE/MOA/styrene blends.

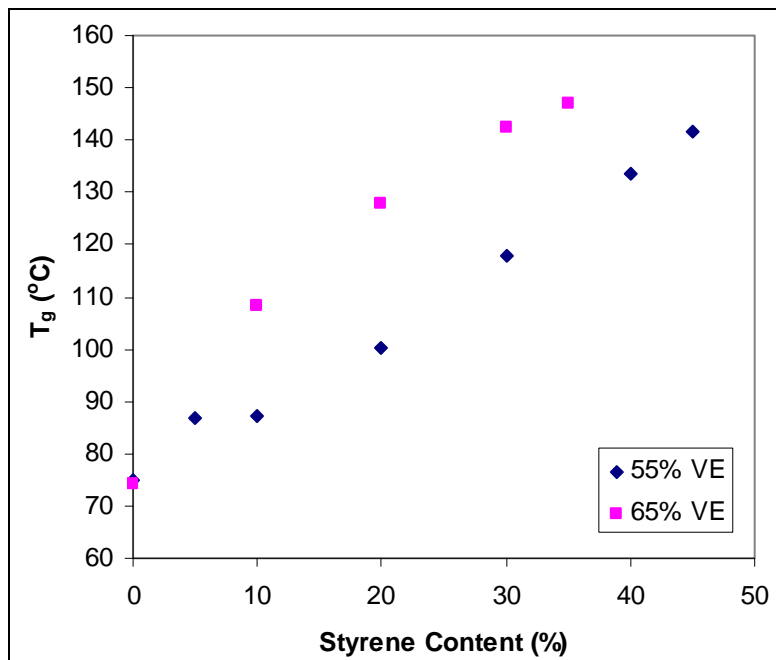


Figure 9.  $T_g$  as a function of styrene content for VE/MOA/styrene blends.

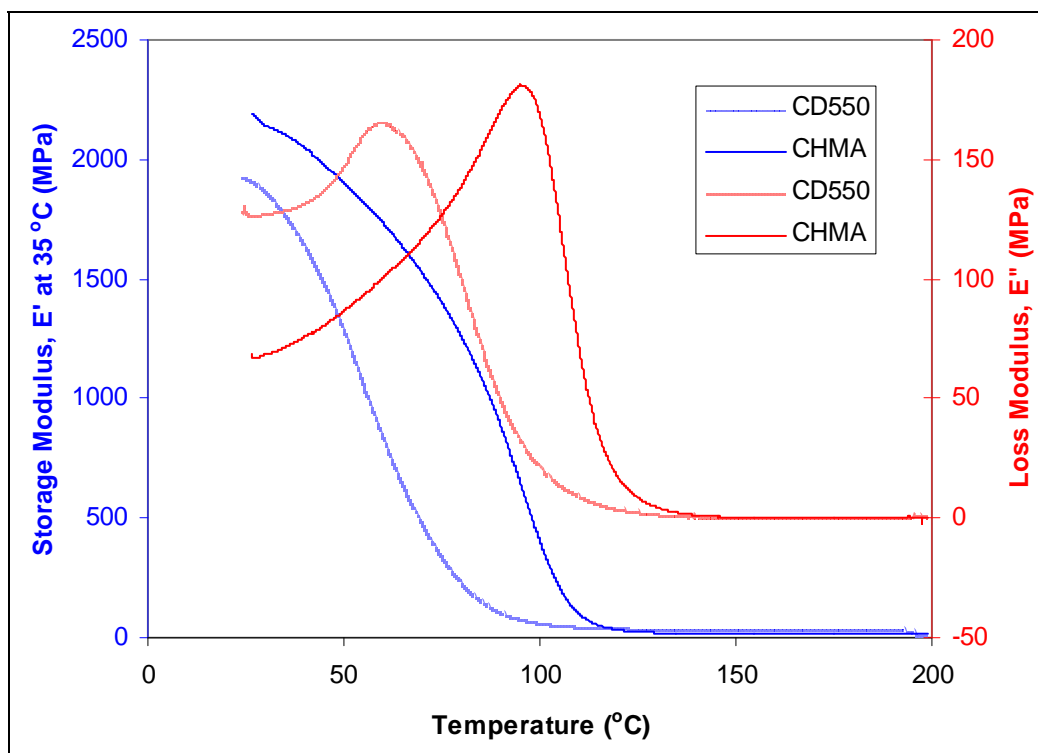


Figure 10. The storage modulus and loss modulus as a function of temperature for VE/MLau/Styrene/CHMA 55/15/15/15 and VE/MLau/Styrene/CD-550.

Figures 11 and 12 compare the modulus, molecular weight between cross-links, and  $T_g$  of quaternary blends of VE/MLau/styrene/non-HAP petroleum reactive diluents 55/15/15/15 to fatty acid vinyl ester ternary resins VE/MLau/Styrene 55/15/30 and 55/30/15. These results and other analogous formulations are tabulated in table 4. These results and comparison to the two ternary blends allows determination of whether using petroleum reactive diluent is useful in reducing the styrene content or reducing the MLau content in terms of dynamic mechanical properties. The results clearly show that the using CD-550 to replace either MLau or styrene reduced  $T_g$  and modulus. This occurred because CD-550 has a very high molecular weight and thus had a high molecular weight between cross-links, resulting in a lower  $T_g$ . On the other hand, using CHMA to replace the MLau content increased  $T_g$ , but using CHMA to replace styrene caused a slight drop in the  $T_g$ . This is expected because CHMA is very similar to styrene in molecular weight and structure. The slightly reduced properties are likely due to higher flexibility of the methacrylate group relative to the styrene vinyl group. CD-612 caused a drop in  $T_g$  and modulus relative to both styrene and MLau as reactive diluents. This is expected because CD-612 is a methacryl polyethylene glycol (PEG), and PEG groups are among the most flexible and lowest  $T_g$  chemical groups (20).

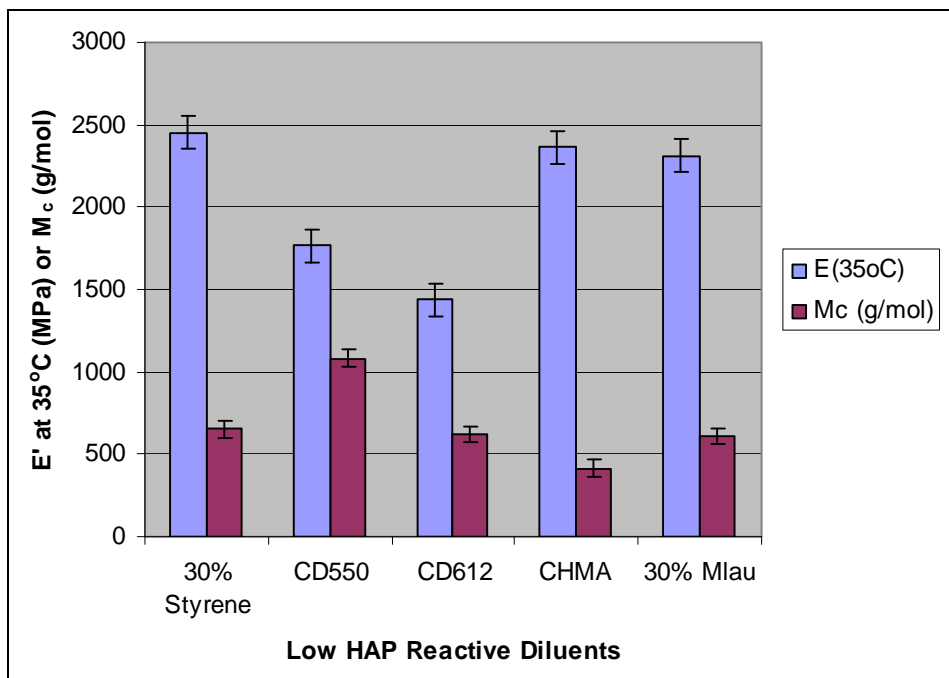


Figure 11. Storage modulus and molecular weight between cross-links as a function of mono-functional monomers for resins with 55% CN151, 15% MLau, 15% low VOC petroleum monomer, and 15% styrene compared to ternary blends with 55/15/30 and 55/30/15 CN151/MLau/Sty.

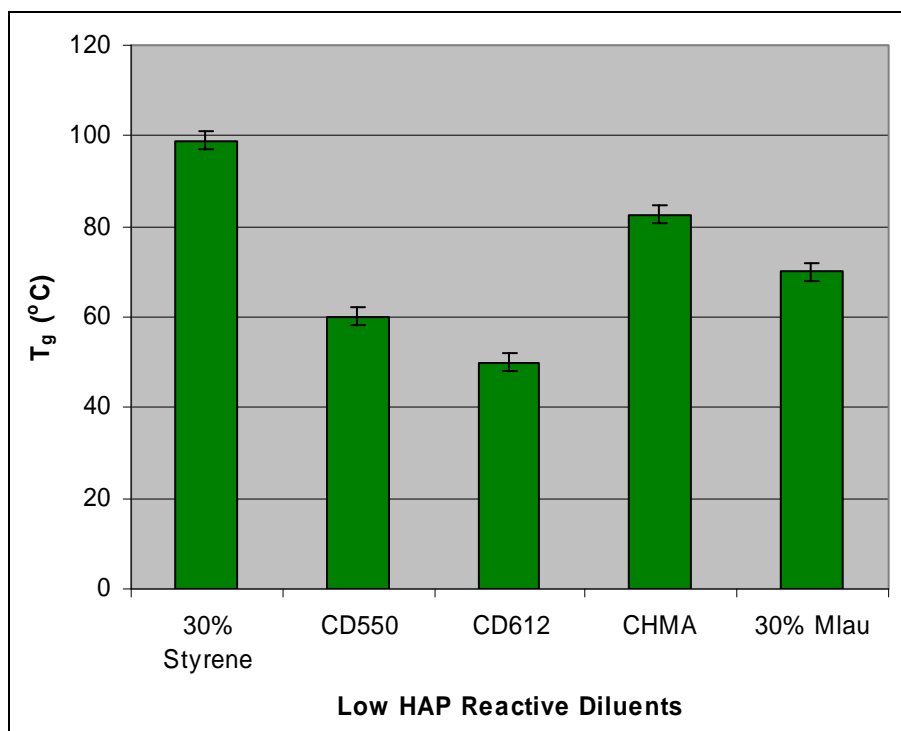


Figure 12. T<sub>g</sub> as a function of low HAP mono-functional monomers for resins with 55% CN151, 15% MLau, 15% low VOC petroleum monomer, and 15% styrene compared to ternary blends with 55/15/30 and 55/30/15 CN151/MLau/Sty.

Table 4. DMA properties of mono-functional low HAP petroleum reactive diluent formulations. Yellow shading indicates a property increase when replacing MLau with the low HAP petroleum monomer, but a property decrease when replacing styrene. Red indicates a property decrease when replacing either MLau or styrene.

| Petroleum Monomer | Petroleum (Weight-Percent) | CN151 (Weight-Percent) | MLau (Weight-Percent) | Styrene (Weight-Percent) | E(35 °C) (GPa) | T <sub>g</sub> (°C) | M <sub>c</sub> (g/mol) |
|-------------------|----------------------------|------------------------|-----------------------|--------------------------|----------------|---------------------|------------------------|
| —                 | —                          | 65                     | 10                    | 25                       | 2.5            | 113                 | 410                    |
| —                 | —                          | 65                     | 15                    | 20                       | 2.5            | 105                 | 430                    |
| —                 | —                          | 65                     | 25                    | 10                       | 2.5            | 85                  | 450                    |
| CD550             | 10                         | 65                     | 10                    | 15                       | 2.0            | 85                  | 800                    |
| CD612             | 10                         | 65                     | 10                    | 15                       | 1.6            | 75                  | 690                    |
| CHMA              | 10                         | 65                     | 10                    | 15                       | 2.5            | 103                 | 530                    |
| CHMA              | 10                         | 65                     | 15                    | 10                       | 2.4            | 95                  | 470                    |
| —                 | —                          | 55                     | 15                    | 30                       | 2.5            | 99                  | 650                    |
| —                 | —                          | 55                     | 30                    | 15                       | 2.3            | 70                  | 610                    |
| CD550             | 15                         | 55                     | 15                    | 15                       | 1.8            | 60                  | 1080                   |
| CD612             | 15                         | 55                     | 15                    | 15                       | 2.0            | 50                  | 620                    |
| CHMA              | 15                         | 55                     | 15                    | 15                       | 2.4            | 83                  | 410                    |

Figures 13 and 14 and table 5 show the effect of using di-functional cross-linkers to replace styrene or MLau in fatty acid vinyl ester ternary blends. Using SR239 increased the cross-link density and also improved T<sub>g</sub>. Despite its aliphatic character, the overall short chain length of SR239 allows for higher performance relative to MLau alone as a styrene replacement, and can be used to help reduce styrene content in VE resins. Furthermore, SR239 effectively replaced up to 20 weight-percent VE without much of a reduction in T<sub>g</sub> (table 5). However, the modulus at 35 °C reduced noticeably at 20 weight-percent SR239 because of the lower rigidity of the SR239 relative to CN151. Using SR252 as a cross-linker reduced the polymer properties and was not effective for improving performance of FAVE resins. On the other hand, SR259 was more effective than MLau in maintaining T<sub>g</sub> while reducing styrene content through increasing the cross-link density. SR252 and SR259 are essentially the same molecule (PEG cross-linkers) except that SR252 is a dimethacrylate and has a molecular weight of ~770 g/mol while SR259 is a diacrylate and has a molecular weight of ~302 g/mol. MLau has a molecular weight of ~342 g/mol, but is mono-functional resulting in a slightly lower T<sub>g</sub> than SR259 formulations. However, both PEG acrylates resulted in broader T<sub>g</sub> with relatively more softening occurring at 35 °C, thus, a lower 35 °C modulus because of the molecular structure of the highly flexible chemical structure of the PEG acrylates and the higher cross-linker content vs. the ternary blends. SR480 behaved similarly relative to SR259. We expected higher performance of the SR480 because of its aromatic character and similar structure relative to a high T<sub>g</sub> VE. However, because of the ethoxylation, the T<sub>g</sub> of homopolymerized SR480 is -1 °C as opposed to polymerized VE, which has a T<sub>g</sub> of ~180 °C.

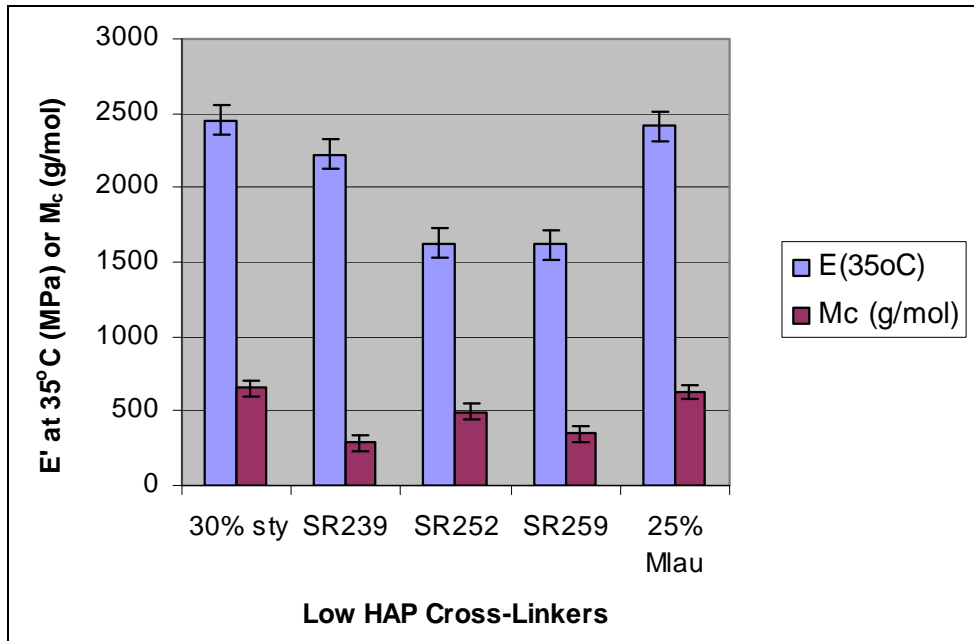


Figure 13. Modulus as a function of low VOC di-functional monomer for resins containing 55% CN151, 15% MLau, 10% low VOC petroleum monomer, and 20% styrene.

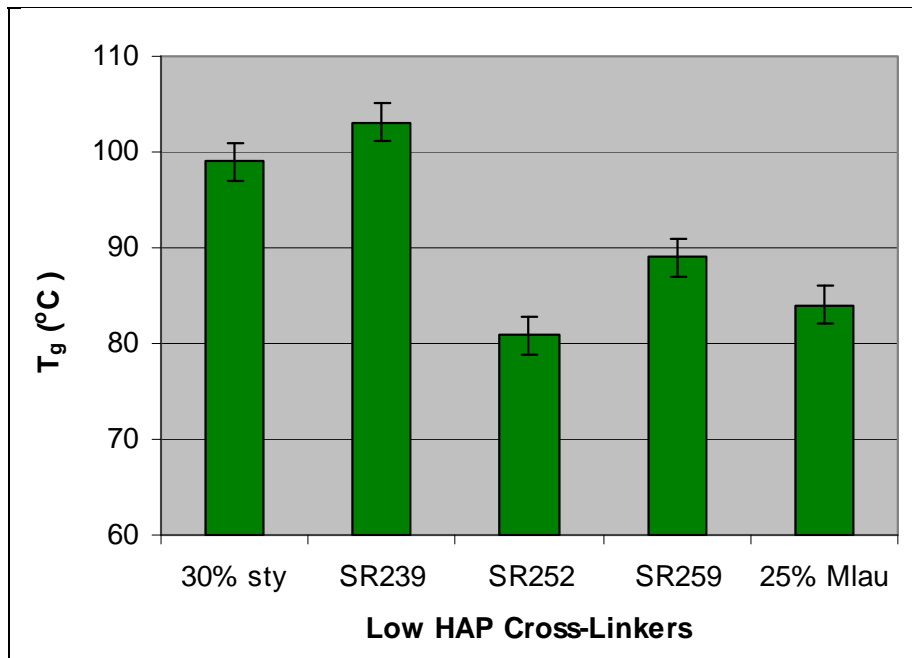


Figure 14. T<sub>g</sub> as a function of resin formulation for low VOC di-functional monomers containing 55% CN151, 15% MLau, 10% low VOC petroleum monomer, and 20% styrene.

Table 5. DMA properties of di-functional low VOC petroleum monomer formulations. Green shading indicates property increase when replacing styrene with the low HAP petroleum monomer. Yellow shading indicates a property increase when replacing MLau with the low HAP petroleum monomer, but a property decrease when replacing styrene. Red indicates a property decrease when replacing either MLau or styrene.

| Petroleum Monomer | Petroleum (Weight-Percent) | CN151 (Weight-Percent) | MLau (Weight-Percent) | Styrene (Weight-Percent) | E (35 °C) (GPa) | T <sub>g</sub> (°C) | M <sub>c</sub> (g/mol) |
|-------------------|----------------------------|------------------------|-----------------------|--------------------------|-----------------|---------------------|------------------------|
| —                 | —                          | 55                     | 15                    | 30                       | 2.5             | 99                  | 650                    |
| —                 | —                          | 55                     | 25                    | 20                       | 2.4             | 84                  | 630                    |
| SR239             | 10                         | 55                     | 15                    | 20                       | 2.2             | 103                 | 290                    |
| SR252             | 10                         | 55                     | 15                    | 20                       | 1.6             | 81                  | 500                    |
| SR259             | 10                         | 55                     | 15                    | 20                       | 1.6             | 89                  | 350                    |
| —                 | —                          | 45                     | 15                    | 40                       | 2.4             | 94                  | 980                    |
| —                 | —                          | 45                     | 35                    | 20                       | 1.9             | 59                  | 850                    |
| SR239             | 20                         | 45                     | 15                    | 20                       | 1.8             | 102                 | 250                    |
| SR252             | 20                         | 45                     | 15                    | 20                       | 1.4             | 70                  | 340                    |
| SR480             | 20                         | 45                     | 15                    | 20                       | 1.6             | 79                  | 380                    |

Reviewing all of the data, it was found that the di-functional monomers produced resins with lower viscosities, higher modulus, and higher T<sub>g</sub> than the mono-functional monomers. Because CN151/MLau/SR239/Sty 55/15/10/20 had the lowest viscosity, 113 cP, the highest modulus, 2226 MP, and the highest T<sub>g</sub>, 103°C, SR239 was the best petroleum monomer to replace styrene content without being an HAP or VOC.

### 3.2.3 Glass Transition Temperature Prediction

A number of simple models exist to predict the T<sub>g</sub> of polymer mixtures. The Fox equation (21) uses the mass fractions of the components,  $w_x$ , and the T<sub>g</sub> of the pure components (table 1),  $T_{gx}$ , to calculate the glass transition temperature:

$$T_g = \left( \sum_{n=i} \frac{W_i}{T_{gi}} \right)^{-1} \quad (2)$$

To determine if T<sub>g</sub> of these blends of VE, MFA, and styrene can be predicted using the Fox equation, T<sub>g</sub> of the pure components were measured. T<sub>g</sub> of pure styrene is well known to be 100 °C. Pure VE 828 was cured using 0.5 weight-percent trigonox and found to have a T<sub>g</sub> of 180 °C. Pure MLau was also polymerized and found to have a T<sub>g</sub> of -30 °C (11, 22). Resins with various contents of VE 828, MLau, and styrene were prepared and cured, and their T<sub>g</sub> were measured using DMA. Figure 15 shows that the experimentally measured T<sub>g</sub> at 2 °C/min ramp rates very closely matched the predictions from the Fox equation. Therefore, the Fox equation can be used to predict T<sub>g</sub> of these binary and ternary blends of monomers. Furthermore, because T<sub>g</sub> of MLau is so low, the Fox equation shows that improved overall T<sub>g</sub> can be best achieved by increasing T<sub>g</sub> of the fatty acid component. A simple way to do this would be to use shorter chain fatty acids, such as hexanoic acid instead of lauric acid (10, 11).

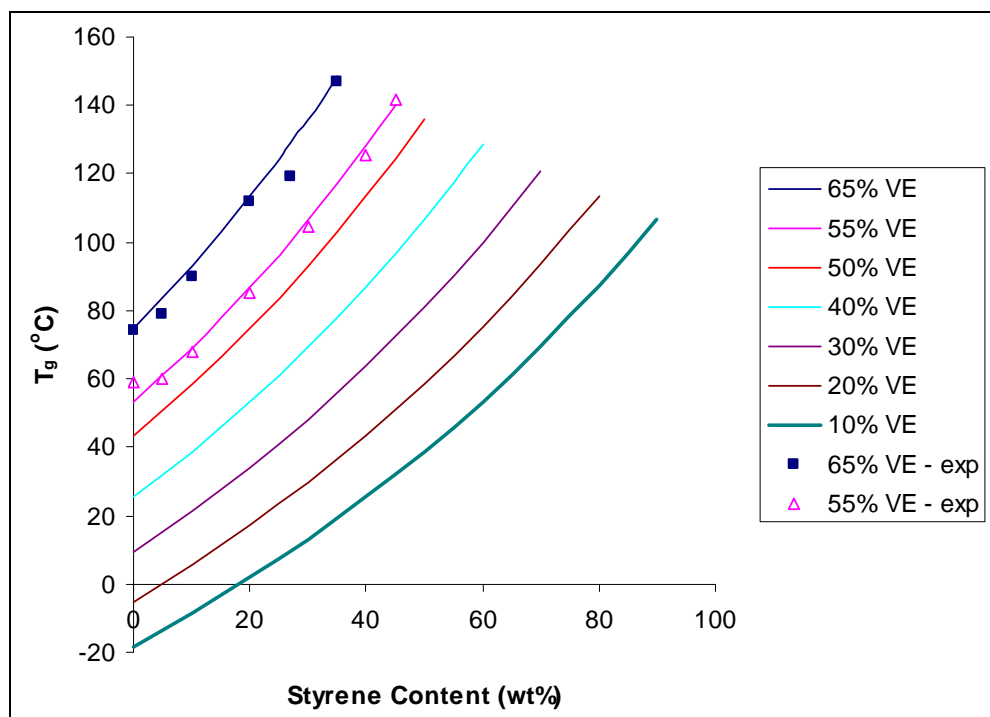


Figure 15. The Fox equation can be used to predict  $T_g$  of blends of VE, MLaU, and styrene.

The Fox equation (equation 2) was used to predict the  $T_g$  of the non-HAP petroleum monomer component by rearranging the equation to:

$$T_{g1} = W_1 \left( \frac{1}{T_g} \sum_{n=i+1} \frac{W_i}{T_{gi}} \right)^{-1} \quad (3)$$

The predicted monomer  $T_g$ 's are listed in table 6. Overall, the standard deviation in the predicted monomer  $T_g$  from formulation to formulation is low, except for SR-252. For the monomers with the known homopolymer  $T_g$ , the percent error was 0.6% for CD-550 and 13.4% for SR-480. Overall, the error was low and indicates that the Fox equation is a useful method for predicting the  $T_g$  of vinyl ester resin blends.

Table 6. Fox equation predictions of the homopolymer  $T_g$  of the non-HAP petroleum monomers.

| Monomer | Formulation (VE/MLau/Sty/Petroleum Monomer) |             |             |             |             | Average $T_g$<br>(°C) | Std. Dev.<br>(°C) |
|---------|---|-------------|-------------|-------------|-------------|-----------------------|-------------------|
|         | 65/10/15/10                                 | 65/15/10/10 | 55/15/15/15 | 55/15/20/10 | 45/15/20/20 |                       |                   |
| CHMA    | 17.1  | 29.2        | 15.8        | —           | —           | 20.7                  | 7.4               |
| CD550   | -64.0                                       | —           | -62.7       | —           | —           | -63.4                 | 0.9               |
| CD612   | -94.0                                       | —           | -87.0       | —           | —           | -90.5                 | 5.0               |
| SR239   | —   | —           | —           | 150.9       | 149.0       | 150.0                 | 1.4               |
| SR259   | —   | —           | —           | 22.2        | —           | 22.2                  | —                 |
| SR252   | —   | —           | —           | -23.7       | 3.7         | -10.0                 | 19.4              |
| SR480   | —   | —           | —           | 35.6        | —           | 35.6                  | —                 |

---

## 4. Conclusions

---

Mono- and di-functional non-HAP petroleum monomers were blended into fatty acid vinyl ester resins in an effort to decrease styrene content, reduce viscosity, and improve polymer properties. It was found that CHMA was the most effective reactive diluent in replacing MLau because it effectively reduced viscosity and improved thermal and mechanical properties. However, replacing styrene with CHMA resulted in both a viscosity increase and polymer property decrease. CD612 resulted in high resin viscosities and lower polymer properties, while using CD550 to replace some MLau reduced the resin viscosity but also reduced polymer properties. All petroleum di-functional monomers were effective in reducing the viscosity through replacement of the MLau fraction. However, only HDDMA allowed for further reduction in styrene content with little effect on viscosity and improved or similar polymer properties. Ignoring economics, the use of a small percent HDDMA to replace styrene or MLau is optimum and would result in improved resin and polymer performance. CHMA can be used to effectively reduce the MLau content in the formulations with improved resin and polymer performance, but would not allow for further reduction in styrene content. All of the other monomers investigated can result in some property improvements, but simultaneously result in other property reduction.

---

## 5. References

---

1. Environmental Protection Agency. *Federal Register* **2003**, 68, 19375, Washington, DC.
2. Malik, M.; Choudhary, V.; Varma, I. K. *Polymer Reviews* **2000**, 40, 139.
3. Huang, Y.; Hunston, D. L.; Kinloch, A. J.; Riew, C. K. Toughened Plastics I. In *Advances in Chemistry Series 233*, Riew, C. K., Kinloch, A. J., Eds.; Washington, DC: American Chemical Society, 1993; pp 1–38.
4. Ashland. Ashland Derakane 441-400 Epoxy Vinyl Ester Resin Technical Data Sheet, Columbus, OH, 2004.
5. Ashland. Ashland Derakane 411-350 Epoxy Vinyl Ester Resin Technical Data Sheet, Columbus, OH, 2004.
6. Ziaee, S.; Palmese, G. R. *J. Polym. Sci. B: Polym. Phys.* **1999**, 37, 725.
7. Ulven, C.; Sands, J. M.; Vaidya, U. K. *Emission and Mechanical Evaluations of Vinyl Ester Resin Systems*. ARL-TR-2930; U.S. Army Research Laboratory: Aberdeen Proving Ground, MD, 2003.
8. Smeal, T. W.; Brownell, G. L. U.S. Patent 5,292,841, 1994.
9. Palmese, G. R.; La Scala, J. J.; Sands, J. M. Fatty Acid Monomers to Reduce Emissions and Toughen Polymers. U.S. Patent Appl. DREX-1014US, 2005.
10. La Scala, J. J.; Sands, J. M.; Orlicki, J. A.; Robinette, E. J.; Palmese, G. R. *Polymer* **2004**, 45, 7729.
11. Sands, J. M.; La Scala, J. J.; Palmese, G. R. *Low-Cost and High-Impact Environmental Solutions for Military Composite Structures*; SERDP PP-1271; final report; Arlington, VA, December 2005.
12. Sartomer Monomer Data Sheets, Exton, PA.
13. Palmese, G. R.; McCullough, R. L. *J. Appl. Polymer Sci.* **1992**, 46, 1863.
14. Flory, P. J. *Principles of Polymer Chemistry*; Cornell University Press: Ithica, NY, 1953; pp 432–493.
15. Berry, G. C.; Fox, T. G. *Adv Polym Sci.* **1968**, 5, 261.
16. Doi, M. *Introduction to Polymer Physics*; Clarendon Press: Oxford, 1992; pp 107–113.

17. *Physical Properties Guide for Epoxy Resins and Related Products*. Resolution Performance Products: Houston, 2001, pp 3–5.
18. Painter, P. C.; Coleman, M. M. *Fundamentals of Polymer Science*; Technomic Publishing Company: Lancaster, 1994; pp 382–386.
19. La Scala, J. J.; Wool, R. P. *J. Applied Polymer Sci* **2005**, *95*, 774.
20. Painter P. C.; Coleman, M. M., *ibid.*, 274–286.
21. Fox T. G. *Bulletin of the American Physical Society* **1956**, *1*, 123.
22. Jeyarajasingam, A. Modified Fatty Acids as Styrene Replacements in Vinyl Ester Resins: Influence of Saturated Fatty Acid Molecular Weight on Resin and Polymer Properties. Masters Thesis, Drexel University, Philadelphia, PA, June 2005.

---

## List of Symbols, Abbreviations, and Acronyms

---

|        |   |
|--------|---|
| CD550  | Methoxy PEG 350 methacrylate                                    |
| CD612  | Ethoxy (4) nonyl phenol methacrylate                            |
| CHMA   | Cyclohexylmethacrylate  |
| CN151  | Sartomer vinyl ester  |
| DLSME  | Defense Land Systems for Miscellaneous Equipment                |
| DMA    | Dynamic mechanical analysis (polymer thermomechanical analysis) |
| E'     | Storage modulus   |
| E''    | Loss modulus  |
| EPA    | Environmental Protection Agency                                 |
| FA     | Fatty acid  |
| FAVE   | Fatty acid vinyl ester  |
| FG     | Fiber glass   |
| GM     | Glycidyl methacrylate   |
| HAP    | Hazardous air pollutant   |
| HDDMA  | 1,6-hexanediol dimethacrylate                                   |
| MFA    | Methacrylate fatty acid   |
| MLau   | Methacrylate lauric acid  |
| MOct   | Methacrylate octanoic acid                                      |
| NESHAP | National Emissions Standards for Hazardous Air Pollutants       |
| SR239  | 1,6-hexanediol dimethacrylate                                   |
| SR252  | PEG 600 dimethacrylate  |
| SR259  | PEG 200 diacrylate  |
| SR480  | Ethoxylated (10) bisphenol A dimethacrylate                     |
| Sty    | Styrene   |

|                 |  |
|-----------------|--|
| tan( $\delta$ ) | Ratio of loss modulus to storage modulus |
| T <sub>g</sub>  | Glass transition temperature of polymer  |
| TGA             | Thermogravimetric analysis               |
| UPE             | Unsaturated polyester                    |
| VE              | Vinyl ester                              |

NO. OF  
COPIES ORGANIZATION

1 DEFENSE TECHNICAL  
(PDF INFORMATION CTR  
only) DTIC OCA  
8725 JOHN J KINGMAN RD  
STE 0944  
FORT BELVOIR VA 22060-6218

1 DIRECTOR  
US ARMY RESEARCH LAB  
IMNE ALC HRR  
2800 POWDER MILL RD  
ADELPHI MD 20783-1197

1 DIRECTOR  
US ARMY RESEARCH LAB  
AMSRD ARL CI OK TL  
2800 POWDER MILL RD  
ADELPHI MD 20783-1197

1 DIRECTOR  
US ARMY RESEARCH LAB  
AMSRD ARL CI OK PE  
2800 POWDER MILL RD  
ADELPHI MD 20783-1197

ABERDEEN PROVING GROUND

1 DIR USARL  
AMSRD ARL CI OK TP (BLDG 4600)

NO. OF  
COPIES ORGANIZATION

1 STRATEGIC ENVIRON RSRCH AND  
DEV PRGM OFC  
901 N STUART ST STE 303  
ARLINGTON VA 22203

3 DREXEL UNIVERSITY  
G PALMESE  
3141 CHESTNUT ST  
PHILADELPHIA PA 19104

ABERDEEN PROVING GROUND

6 DIR USARL  
AMSRD WM MC  
J LASCALA (5 CPS)  
AMSRD WM MD  
J SANDS

INTENTIONALLY LEFT BLANK.